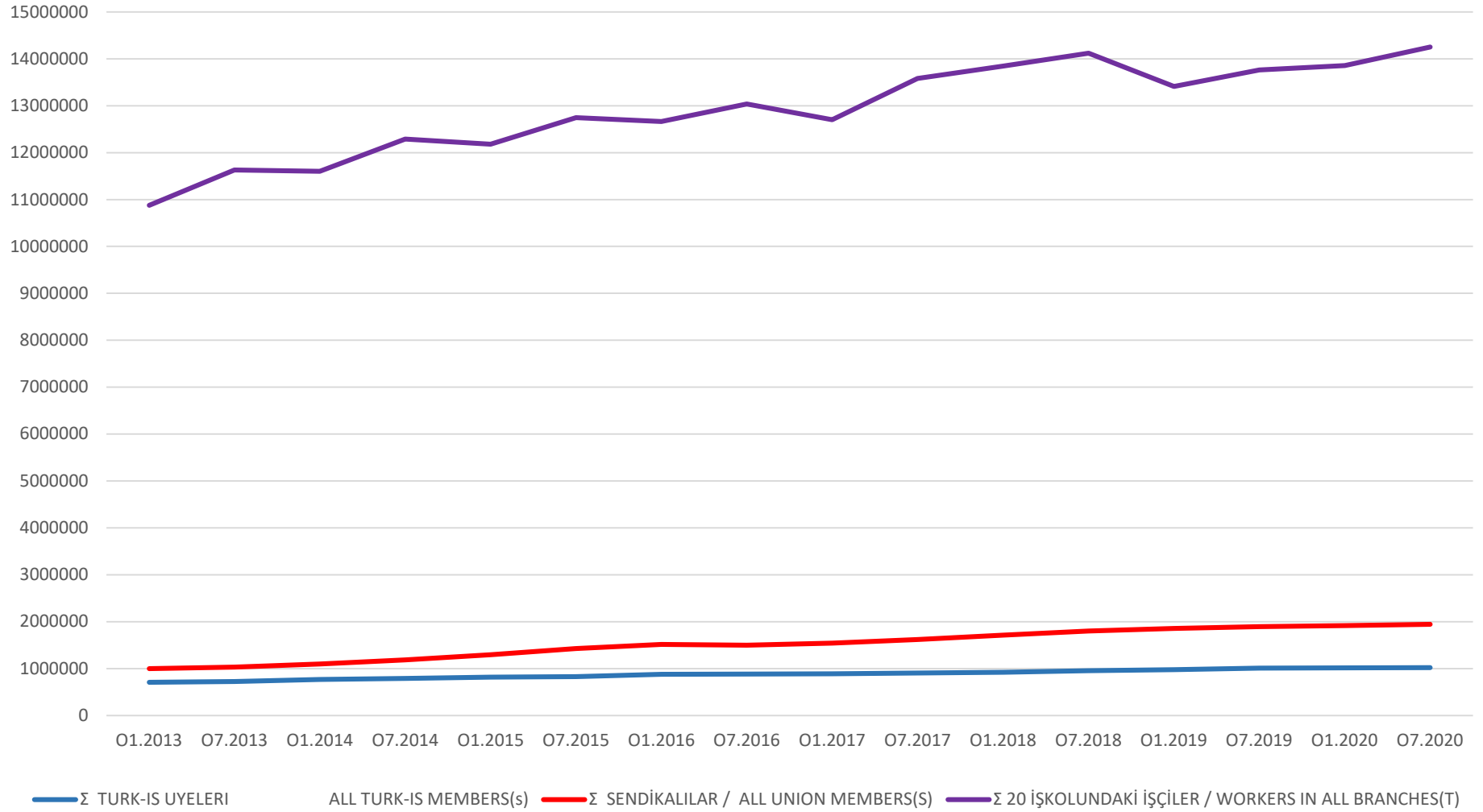


20 İŞKOLUNDA İŞÇİ, SENDİKALI SAYISI VE TÜRK-İŞ ÜYELİĞİNİN GELİŞMESİ 2013 Ocak - 2020 Temmuz
Türk-İş Membership, All Union Members and The Registered Workforce in Jan 2013 - July 2020 Period



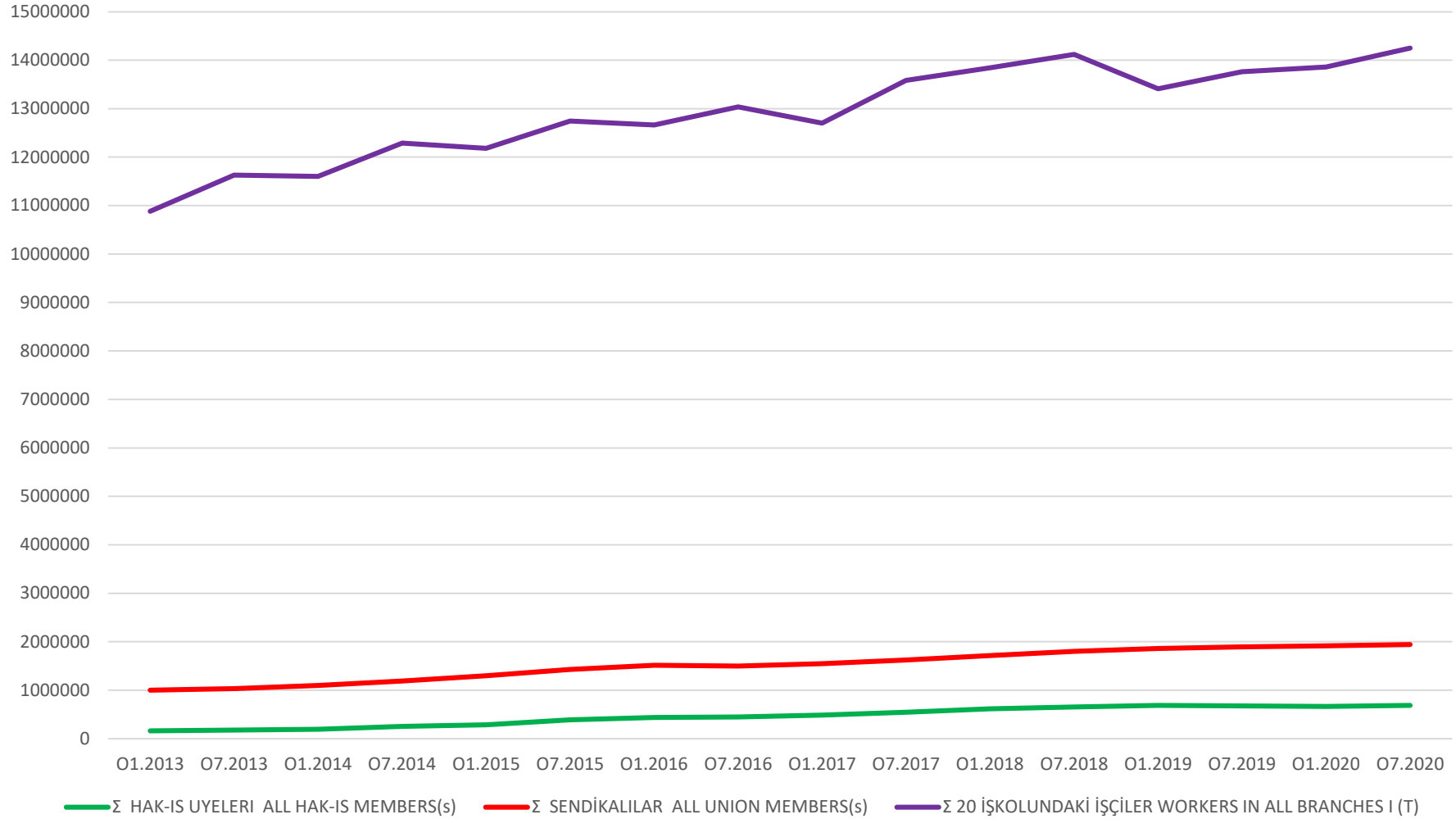
**2013 OCAK – 2020 TEMMUZ DÖNEMİNDE 20 İŞKOLUNDA TÜRK-İŞ ÜYELERİ, SENDİKALILAR, KAYITLI İŞÇİLER (Sayısal)
TÜRK-İŞ MEMBERSHIP, ALL UNION MEMBERS, ALL REGISTERED WORKERS IN 20 DENOTED BRANCHES (Jan. 2013 – July 2020)**

SENDİKANIN KISA ADI / Name of the Trade Union	01.2013	07.2013	01.2014	07.2014	01.2015	07.2015	01.2016	07.2016	01.2017	07.2017	01.2018	07.2018	01.2019	07.2019	01.2020	07.2020
Σ TÜRK-İŞ ÜYELERİ ALL TÜRK-İŞ MEMBERS(S)	709,162	726,991	770,441	788,388	820,893	828,712	877,587	882,496	889,509	907,328	925,039	958,618	975,300	1,012,277	1,018,092	1,021,952
Σ SENDİKALILAR / ALL UNION MEMBERS(S)	1,001,671	1,032,166	1,096,540	1,189,481	1,297,464	1,429,056	1,514,053	1,499,870	1,546,565	1,623,638	1,714,397	1,802,155	1,859,038	1,894,170	1,917,893	1,946,165
Σ 20 İŞKOLUNDAKI İŞÇİLER / WORKERS IN ALL BRANCHES(T)	10,881,618	11,628,806	11,600,554	12,287,238	12,180,945	12,744,685	12,663,783	13,038,351	12,699,769	13,581,554	13,844,196	14,121,664	13,411,983	13,764,063	13,856,801	14,251,655

**2013 OCAK – 2020 TEMMUZ DÖNEMİNDE 20 İŞKOLUNDA TÜRK-İŞ ÜYELERİ, SENDİKALILAR, KAYITLI İŞÇİLER (Oransal)
TÜRK-İŞ MEMBERSHIP, ALL UNION MEMBERS AS PERCENTAGE OF ALL REGISTERED WORKERS IN 20 DENOTED BRANCHES (Jan. 2013 – July 2020)**

SENDİKANIN KISA ADI Name of the Trade Union	01.13 s/t %	07.13 s/t %	01.14 s/t %	07.14 s/t %	01.15 s/t %	07.15 s/t %	01.16 s/t %	07.16 s/t %	01.17 s/t %	07.17 s/t %	01.18 s/t %	07.18 s/t %	01.19 s/t %	07.19 s/t %	01.20 s/t %	07.20 s/t %
Σ TÜRK-İŞ ÜYELERİ ALL TÜRK-İŞ MEMBERS (S) AS PERCENTAGE OF THE TOTAL WORKFORCE	6.52	6.25	6.64	6.42	6.74	6.50	6.93	6.77	7.00	6.68	6.68	6.79	7.27	7.36	7.35	7.17
Σ SENDİKALILAR ALL UNION MEMBERS (S) AS PERCENTAGE OF THE TOTAL WORKFORCE (T)	9.21	8.88	9.45	9.68	10.65	11.21	11.96	11.50	12.80	11.95	12.38	12.76	13.86	13.76	13.84	13.66

20 İŞKOLUNDA İŞÇİ, SENDİKALI SAYISI VE HAK-İŞ KONFEDERASYONU ÜYELİĞİNİN GELİŞMESİ 2013 OCAK - 2020 TEMMUZ
Hak-iş Confederation Membership, All Union Members And The Registered Workforce in 20 Denoted Branches In Jan 2013 - July
2020



2013 OCAK – 2020 TEMMUZ DÖNEMİNDE 20 İŞKOLUNDA HAK-İŞ KONFEDERASYONU ÜYELERİ, SENDİKALILAR, KAYITLI İŞÇİLER (Sayısal)

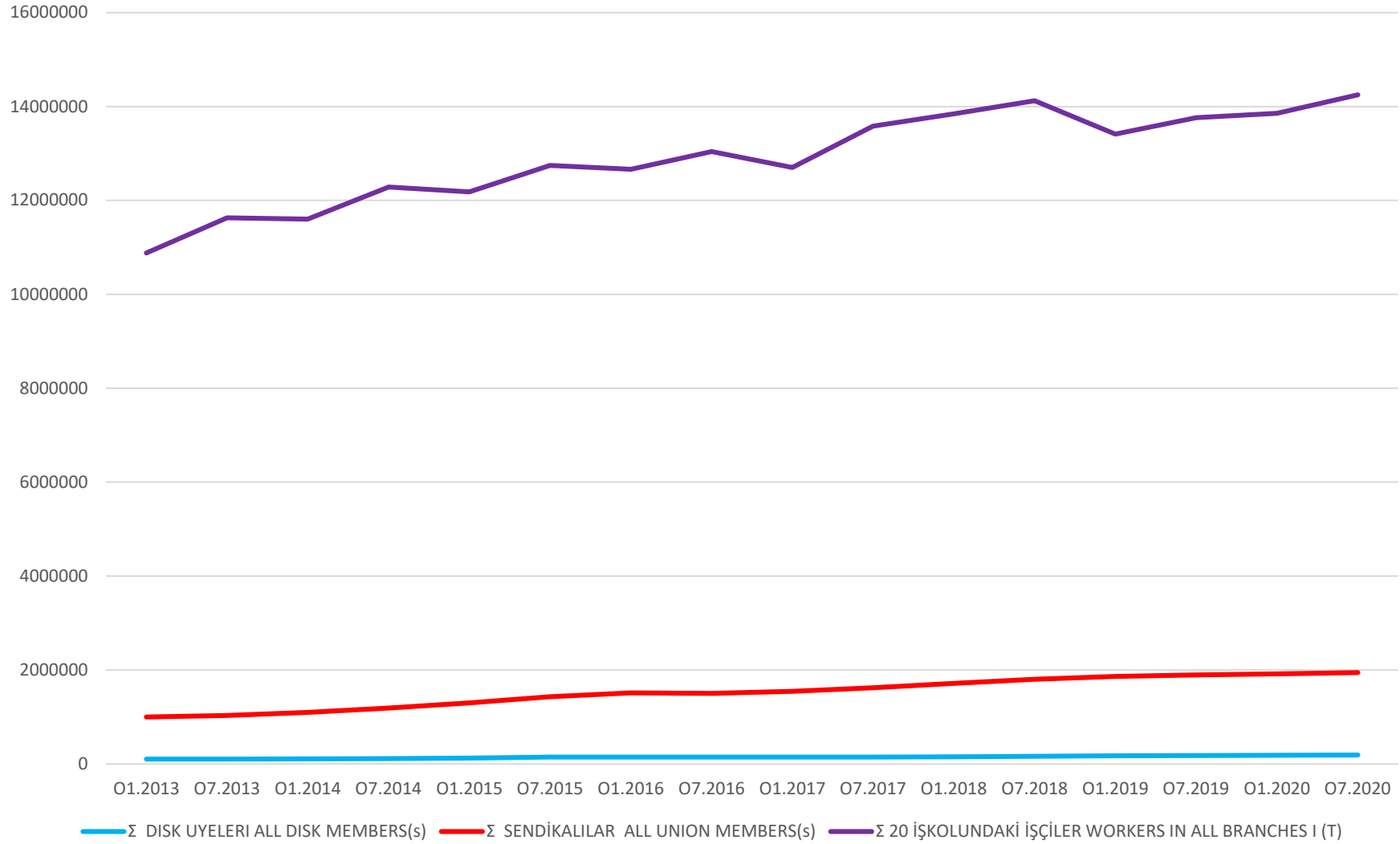
HAK-İŞ CONFEDERATION MEMBERSHIP, ALL UNION MEMBERS, ALL REGISTERED WORKERS IN 20 DENOTED BRANCHES (Jan 2013 – July 2020)

SENDİKANIN KISA ADI / Name of the Trade Union	01.2013	07.2013	01.2014	07.2014	01.2015	07.2015	01.2016	07.2016	01.2017	07.2017	01.2018	07.2018	01.2019	07.2019	01.2020	07.2020
Σ HAK-IS UYELERİ ALL HAK-IS MEMBERS(s)	166,248	176,354	191,252	250,985	287,692	387,828	436,314	447,718	488,723	544,566	615,209	654,722	684,144	674,404	666,303	687,790
Σ SENDİKALILAR ALL UNION MEMBERS(s)	1,001,671	1,032,166	1,096,540	1,189,481	1,297,464	1,429,056	1,514,053	1,499,870	1,546,565	1,623,638	1,714,397	1,802,155	1,859,038	1,894,170	1,917,893	1,946,165
Σ 20 İŞKOLUNDAKİ İŞÇİLER WORKERS IN ALL BRANCHES (T)	10,881,618	11,628,806	11,600,554	12,287,238	12,180,945	12,744,685	12,663,783	13,038,351	12,699,769	13,581,554	13,844,196	14,121,664	13,411,983	13,764,063	13,856,801	14,251,655

2013 OCAK – 2020 TEMMUZ DÖNEMİNDE 20 İŞKOLUNDA HAK-İŞ KONFEDERASYONU ÜYELERİ, SENDİKALILAR, KAYITLI İŞÇİLER (Oransal)
HAK-İŞ CONFEDERATION MEMBERSHIP, ALL UNION MEMBERS, AS PERCENTAGE OF ALL REGISTERED WORKERS IN 20 DENOTED BRANCHES (Jan 2013 – July 2020)

SENDİKANIN KISA ADI Name of the Trade Union	01.13 s/t %	07.13 s/t %	01.14 s/t %	07.14 s/t %	01.15 s/t %	07.15 s/t %	01.16 s/t %	07.16 s/t %	01.17 s/t %	07.17 s/t %	01.18 s/t %	07.18 s/t %	01.19 s/t %	07.19 s/t %	01.20 s/t %	07.20 s/t %
Σ HAK-IS UYELERİ ALL HAK-IS MEMBERS(s)	1.53	1.52	1.64	2.04	2.36	3.04	3.45	3.43	3.85	4.01	4.44	4.64	4.90	4.89	4.81	4.82
Σ SENDİKALILAR ALL UNION MEMBERS(s)	9.21	8.88	9.45	9.68	10.65	11.21	11.96	11.50	12.80	11.95	12.38	12.76	13.86	13.76	13.84	13.66

20 İŞKOLUNDA İŞÇİ, SENDİKALI SAYISI VE DİSK KONFEDERASYONU ÜYELİĞİNİN GELİŞMESİ 2013 OCAK - 2020 TEMMUZ



2013 OCAK – 2020 TEMMUZ DÖNEMİNDE 20 İŞKOLUNDA DİSK KONFEDERASYONU ÜYELERİ, SENDİKALILAR, KAYITLI İŞÇİLER (Sayısal)
DISK CONFEDERATION MEMBERSHIP, ALL UNION MEMBERS, ALL REGISTERED WORKERS IN 20 DENOTED BRANCHES (Jan 2013 – July 2020)

SENDİKANIN KISA ADI Name of the Trade Union	01.2013	07.2013	01.2014	07.2014	01.2015	07.2015	01.2016	07.2016	01.2017	07.2017	01.2018	07.2018	01.2019	07.2019	01.2020	07.2020
Σ DİSK ÜYELERİ ALL DISK MEMBERS(s)	101,254	103,145	107,858	112,393	122,547	143,251	144,291	141,940	141,729	145,988	147,907	160,568	171,428	178,691	184,852	190,659
Σ SENDİKALILAR ALL UNION MEMBERS(s)	1,001,671	1,032,166	1,096,540	1,189,481	1,297,464	1,429,056	1,514,053	1,499,870	1,546,565	1,623,638	1,714,397	1,802,155	1,859,038	1,894,170	1,917,893	1,946,165
20 İŞKOLUNDAKİ İŞÇİLER WORKERS IN ALL BRANCHES (T)	10,881,618	11,628,806	11,600,554	12,287,238	12,180,945	12,744,685	12,663,783	13,038,351	12,699,769	13,581,554	13,844,196	14,121,664	13,411,983	13,764,063	13,856,801	14,251,655

2013 OCAK – 2020 TEMMUZ DÖNEMİNDE 20 İŞKOLUNDA DİSK KONFEDERASYONU ÜYELERİ, SENDİKALILAR, KAYITLI İŞÇİLER (Oransal)
DISK CONFEDERATION MEMBERSHIP, ALL UNION MEMBERS, AS PERCENTAGE OF ALL REGISTERED WORKERS IN 20 DENOTED BRANCHES (Jan 2013 – July 2020)

SENDİKANIN KISA ADI Name of the Trade Union	01.13 s/t %	07.13 s/t %	01.14 s/t %	07.14 s/t %	01.15 s/t %	07.15 s/t %	01.16 s/t %	07.16 s/t %	01.17 s/t %	07.17 s/t %	01.18 s/t %	07.18 s/t %	01.19 s/t %	07.19 s/t %	01.20 s/t %	07.20 s/t %
Σ DİSK ÜYELERİ ALL DISK MEMBERS(s)	0.93	0.89	0.93	0.90	1.00	1.12	1.14	1.09	1.12	1.07	1.07	1.14	1.28	1.30	1.33	1.34
Σ SENDİKALILAR ALL UNION MEMBERS(s)	9.21	8.88	9.45	9.68	10.65	11.21	11.96	11.50	12.80	11.95	12.38	12.76	13.86	13.76	13.84	13.66