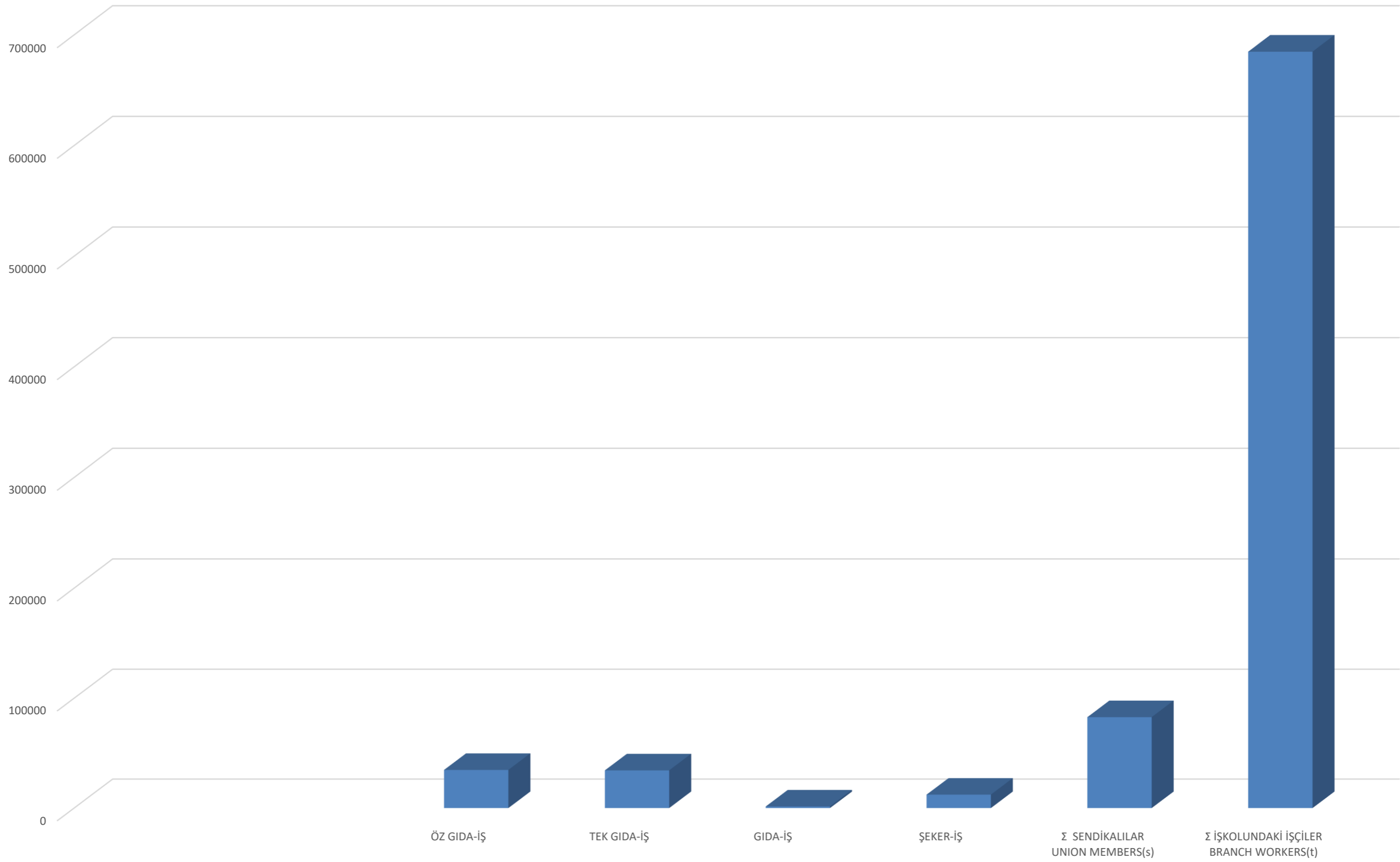


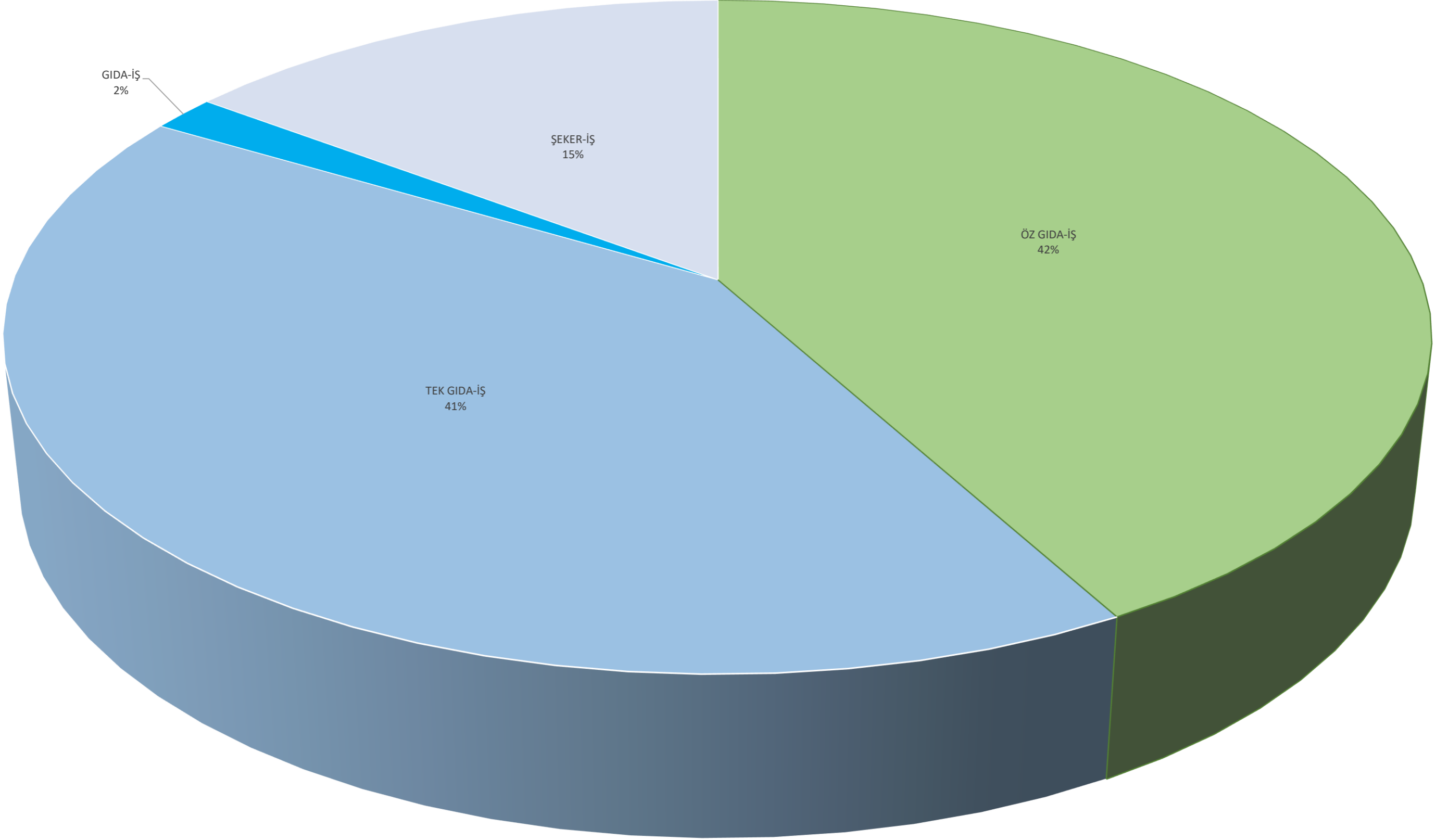
| Türkiye'de 6356 sayılı yasaya göre 2 Nolu Gıda İşkolunda Çalışan İşçi ve KAYITLI 11 Sendika Üyesi Sayısını, Sendikali İşçilerin Toplama Oranını Gösterir Tablo /<br>Table showing the workers and members OF THE 11 REGISTERED UNIONS and their ratios in the Food Industry Branch (IB02) (2013-2021) according to Law #6356 which has been adopted on December 2012. |  |                       | ÜYELİK/ MEMBERSHIP Ocak / January 2013 (RESMİ GAZETE) 26.012013 |           | ÜYELİK/ MEMBERSHIP Temmuz / July 2013 (RESMİ GAZETE) 29.07.2013 |           | ÜYELİK/ MEMBERSHIP Ocak / January 2014 (RESMİ GAZETE) 29.01.2014 |           | ÜYELİK/ MEMBERSHIP Temmuz / July 2014 (RESMİ GAZETE) 25.07.2014 |           | ÜYELİK/ MEMBERSHIP Ocak / January 2015 (RESMİ GAZETE) 24.012015 |           | ÜYELİK/ MEMBERSHIP Temmuz / July 2015 (RESMİ GAZETE) 29.07.2015 |           | ÜYELİK/ MEMBERSHIP Ocak / January 2016 (RESMİ GAZETE) 30.012016 |           | ÜYELİK/ MEMBERSHIP Temmuz / July 2016 (RESMİ GAZETE) 30.07.2016 |           | ÜYELİK/ MEMBERSHIP Ocak / January 2017 (RESMİ GAZETE) 29.012017 |           | ÜYELİK/ MEMBERSHIP Temmuz / July 2017 (RESMİ GAZETE) 27.07.2017 |           | ÜYELİK/ MEMBERSHIP Ocak / 31 January 2018 (RESMİ GAZETE) 31.012018 |           | ÜYELİK/ MEMBERSHIP Temmuz / July 2018 (RESMİ GAZETE) 28.07.2018 |           | ÜYELİK/ MEMBERSHIP Temmuz / January 2019 (RESMİ GAZETE) 31.012019 |           | ÜYELİK/ MEMBERSHIP Temmuz / July 2019 (RESMİ GAZETE) .07.2019 |           | ÜYELİK/ MEMBERSHIP Temmuz / Jan 2020 (RESMİ GAZETE) 31.012020 |           | ÜYELİK/ MEMBERSHIP Temmuz / July 2020 (RESMİ GAZETE) 30.07.2020 |           | ÜYELİK/ MEMBERSHIP Temmuz / Jan 2021 (RESMİ GAZETE) 31.012021 |           | ÜYELİK/ MEMBERSHIP Temmuz / July 2021 (RESMİ GAZETE) 30.07.2021 |           | ÜYELİK/ MEMBERSHIP Ocak / Jan 2022 (RESMİ GAZETE) 28.012022 |           |       |
|---|--|-----------------------|---|-----------|---|-----------|--|-----------|---|-----------|---|-----------|---|-----------|---|-----------|---|-----------|---|-----------|---|-----------|--|-----------|---|-----------|---|-----------|---|-----------|---|-----------|---|-----------|---|-----------|---|-----------|---|-----------|-------|
| İŞKOLU / Branch   | SENDİKANIN KISA ADI / Name of the Trade Union              | ÜST ÖRGÜT/ AFFILIATED | 01.2013   | s/t %     | 07.2013   | s/t %     | 01.2014  | s/t %     | 07.2014   | s/t %     | 01.2015   | s/t %     | 07.2015   | s/t %     | 01.2016   | s/t %     | 07.2016   | s/t %     | 01.2017   | s/t %     | 07.2017   | s/t %     | 01.2018  | s/t %     | 07.2018   | s/t %     | 01.2019   | s/t %     | 07.2019   | s/t %     | 01.2020   | s/t %     | 07.2020   | s/t %     | 01.2021   | s/t %     | 07.2021   | s/t %     | 01.2022   | s/t %     |       |
| 2 GIDA (1) Food   | ÖZ GIDA-İŞ   | H                     | 20,971  | 4.03      | 23,652  | 4.49      | 26,384   | 4.90      | 26,932  | 4.52      | 27,623  | 4.71      | 31,932  | 5.46      | 32,373  | 5.65      | 32,423  | 5.75      | 31,986  | 5.73      | 33,381  | 5.89      | 33,590   | 5.89      | 32,416  | 5.31      | 32,125  | 5.33      | 31,227  | 5.13      | 31,095  | 4.97      | 32,167  | 5.09      | 32,033  | 4.86      | 34,844  | 5.26      | 34,707  | 5.07      |       |
|   | TEK GIDA-İŞ  | T                     | 31,179  | 5.99      | 28,461  | 5.40      | 26,136   | 4.86      | 26,559  | 4.46      | 27,056  | 4.61      | 27,713  | 4.74      | 28,605  | 4.99      | 28,732  | 5.09      | 28,286  | 5.07      | 27,939  | 4.93      | 27,618   | 4.84      | 27,910  | 4.57      | 27,675  | 4.59      | 27,791  | 4.57      | 28,264  | 4.52      | 28,516  | 4.52      | 32,085  | 4.87      | 33,203  | 5.01      | 34,315  | 5.02      |       |
|   | GIDA-İŞ  | D                     | 1,788   | 0.34      | 1,582   | 0.30      | 1,558  | 0.29      | 1,932   | 0.33      | 1,949   | 0.34      | 2,006   | 0.35      | 1,972   | 0.35      | 1,765   | 0.32      | 1,473   | 0.27      | 1,437   | 0.26      | 1,425  | 0.25      | 1,730   | 0.29      | 1,849   | 0.31      | 1,787   | 0.30      | 1,701   | 0.28      | 1,739   | 0.28      | 1,484   | 0.23      | 1,386   | 0.21      | 1,424   | 0.21      |       |
|   | ŞEKER-İŞ   | T                     | 15,667  | 3.01      | 15,011  | 2.85      | 14,690   | 2.73      | 14,230  | 2.39      | 14,967  | 2.56      | 14,611  | 2.50      | 14,301  | 2.50      | 13,460  | 2.39      | 13,370  | 2.40      | 12,750  | 2.25      | 13,455   | 2.36      | 12,986  | 2.13      | 12,863  | 2.14      | 12,257  | 2.02      | 11,003  | 1.76      | 11,590  | 1.84      | 11,828  | 1.80      | 11,600  | 1.75      | 12,183  | 1.78      |       |
|   | TÜM GIDA-İŞ  |                       |   |           | 0   | 0.00      | 13   | 0.00      | 39  | 0.01      | 39  | 0.01      | 36  | 0.01      | 33  | 0.01      | 35  | 0.01      | 33  | 0.01      | 36  | 0.01      | 37   | 0.01      | 42  | 0.01      | 51  | 0.01      | 40  | 0.01      | 53  | 0.01      | 67  | 0.02      | 149   | 0.03      | 140   | 0.03      | 117   | 0.02      |       |
|   | PAK GIDA İŞ  | P                     |   |           |   |           |  |           | 87  | 0.02      | 190   | 0.04      | 563   | 0.10      | 532   | 0.10      | banned<br>23.07.2016  |           |   |           |   |           |  |           |   |           |   |           |   |           |   |           |   |           |   |           |   |           |   |           |       |
|   | HÜR GIDA İŞ  |                       |   |           |   |           |  |           |   |           | 20  | 0.01      | 19  | 0.01      | 11  | 0.01      | 11  | 0.01      | 8   | 0.01      | 8   | 0.01      | 9  | 0.01      | 8   | 0.01      | 8   | 0.01      | 8   | 0.01      | 7   | 0.01      | 5   | 0.01      | 8   | 0.01      | 6   | 0.01      | 5   | 0.01      |       |
|   | BAĞIMSIZ GIDA-İŞ   |                       |   |           |   |           |  |           |   |           |   |           |   | 5         | 0.01  | 7         | 0.01  | 8         | 0.01  | 6         | 0.01  |           |  |           |   |           |   |           |   |           |   |           |   |           |   |           |   |           |   |           |       |
|   | BAĞIMSIZ ÖZGÜR GIDA-İŞ                                     |                       |   |           |   |           |  |           |   |           |   |           | 7   | 0.01      | 16  | 0.01      | 16  | 0.01      | 14  | 0.01      | 14  | 0.01      | 16   | 0.01      | 18  | 0.01      | 17  | 0.01      | 15  | 0.01      | 15  | 0.01      | 14  | 0.01      | 12  | 0.01      | 10  | 0.01      | 10  | 0.01      |       |
|   | ÖNCÜ GIDA-İŞ   |                       |   |           |   |           |  |           |   |           |   |           |   |           |   |           | 27  | 0.01      | 27  | 0.01      | 27  | 0.01      | 27   | 0.01      | 27  | 0.01      | 27  | 0.01      | 25  | 0.01      |   |           |   |           |   |           |   |           |   |           |       |
|   | G.Ç.K.   |                       |   |           |   |           |  |           |   |           |   |           |   |           |   |           |   |           | 31  | 0.01      |   |           |  |           |   |           |   |           |   |           |   |           |   |           |   |           |   |           |   |           |       |
|   | GIDA BİR-İŞ  |                       |   |           |   |           |  |           |   |           |   |           |   |           |   |           |   |           |   |           | 37  | 0.01      | 38   | 0.01      | 25  | 0.01      | 29  | 0.01      |   |           |   |           |   |           |   |           |   |           |   |           |       |
|   | Σ SENDİKALILAR UNION MEMBERS(S)                            |                       |   | 69,605    |   | 68,706    |  | 68,781    |   | 69,779    |   | 71,844    |   | 76,892    |   | 77,850    |   | 76,477    |   | 75,234    | 13.47   | 75,629    | 13.38  | 76,215    | 13.39   | 75,162    | 12.30   | 74,644    | 12.42   | 73,150    | 12.06   | 72,138    | 11.56   | 74,098    | 11.77   | 77,599    | 11.81   | 81,189    | 12.28   | 82,761    | 12.12 |
|   | Σ İŞKOLUNDAKİ İŞÇİLER BRANCH WORKERS(T)                    |                       |   | 520,913   |   | 527,153   |  | 538,237   |   | 596,067   |   | 586,928   |   | 585,304   |   | 573,633   |   | 564,728   |   | 558,552   |   | 567,610   |  | 571,080   |   | 610,841   |   | 603,795   |   | 608,840   |   | 626,346   |   | 632,059   |   | 659,202   |   | 663,361   |   | 684,812   |       |
|   | Σ 20 İŞKOLUNDA SENDİKALILAR UNION MEMBERS ALL BRANCHES (S) |                       |   | 1,001,671 | 9.21  | 1,032,166 | 8.88   | 1,096,540 | 9.45  | 1,189,481 | 9.68  | 1,297,464 | 10.65   | 1,429,056 | 11.21   | 1,514,053 | 11.96   | 1,499,870 | 11.50   | 1,546,565 | 12.80   | 1,623,638 | 11.95  | 1,714,397 | 12.38   | 1,802,155 | 12.76   | 1,859,038 | 13.86   | 1,894,170 | 13.76   | 1,917,893 | 13.84   | 1,946,165 | 13.66   | 2,069,476 | 14.40   | 2,123,685 | 14.13   | 2,189,645 | 14.32 |
| Σ 20 İŞKOLUNDAKİ İŞÇİLER WORKERS IN ALL BRANCHES I (T)  |  |                       | 10,881,618  |           | 11,628,806  |           | 11,600,554   |           | 12,287,238  |           | 12,180,945  |           | 12,744,685  |           | 12,663,783  |           | 13,038,351  |           | 12,699,769  |           | 13,581,554  |           | 13,844,196   |           | 14,121,664  |           | 13,411,983  |           | 13,764,063  |           | 13,856,801  |           | 14,251,655  |           | 14,371,096  |           | 15,027,910  |           | 15,294,362  |           |       |

NOTLAR NOTES:

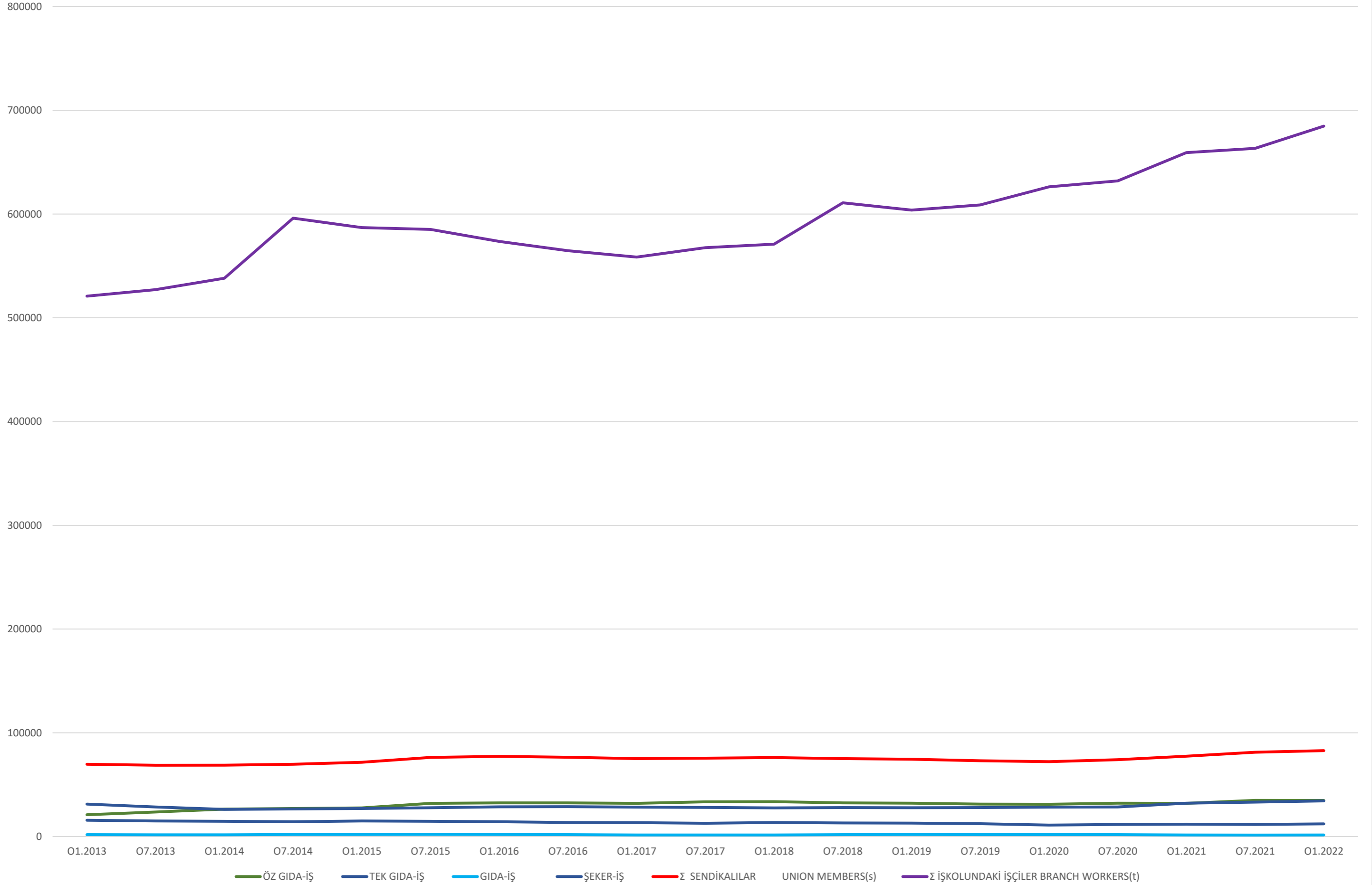
02 nolu Gıda İşkolunda İşçi, Sendikalı Sayısı ve Sendikal Üyelik - Ocak 2022



02 nolu Gıda İşkolunda Sendikalıların Sendikalara göre Dağılımı (%) - Ocak 2022



02 nolu Gıda İşkolunda İşçi, Sendikalı Sayısının ve Sendikal Üyeliğın Gelişimi Ocak 2013 - Ocak 2022



02 nolu Gıda İşkolunda Üye Sayısı 1000+ olan 4 Sendikada Üyeliğin Gelişimi Ocak 2013 - Ocak 2022

