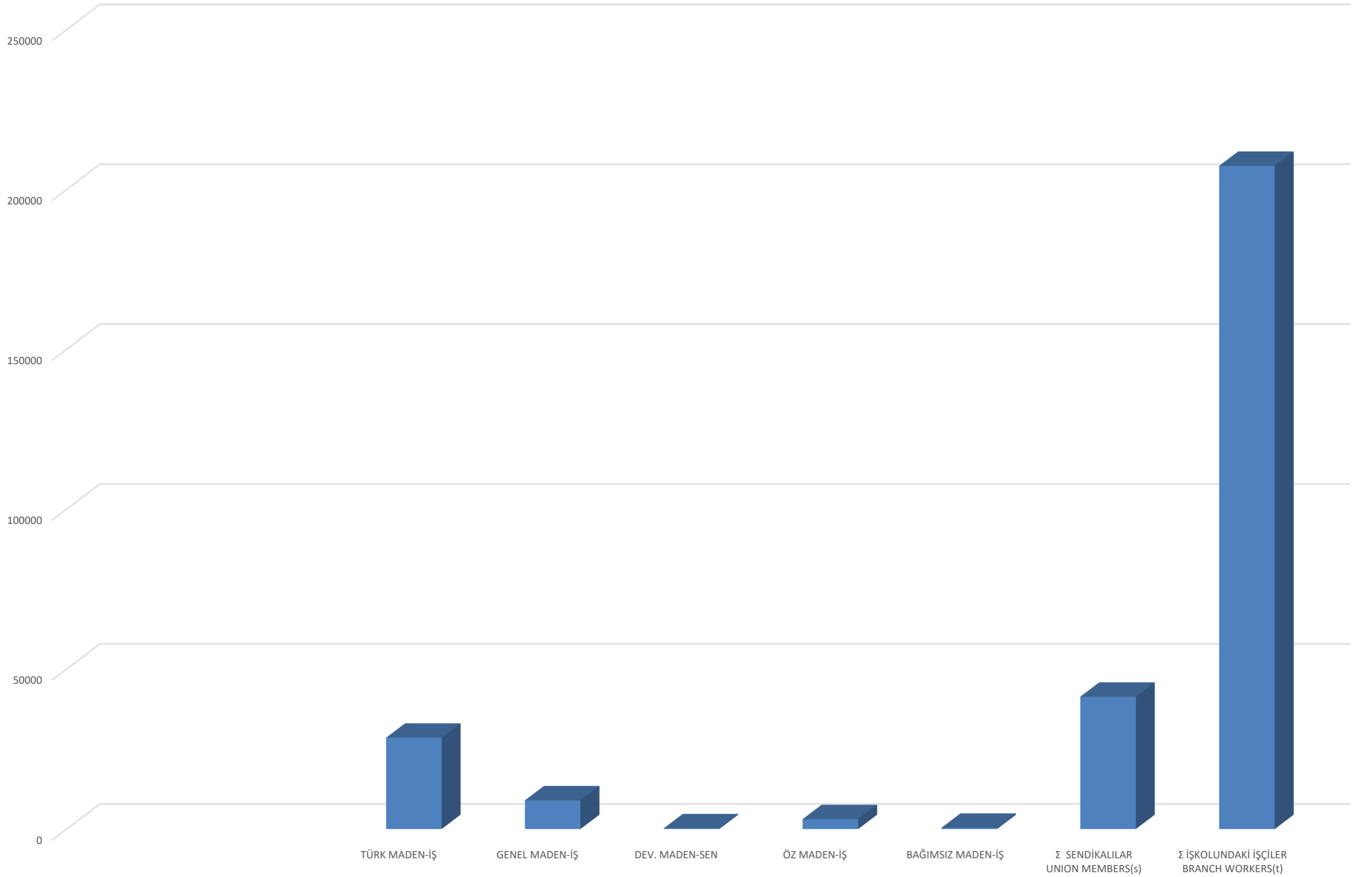


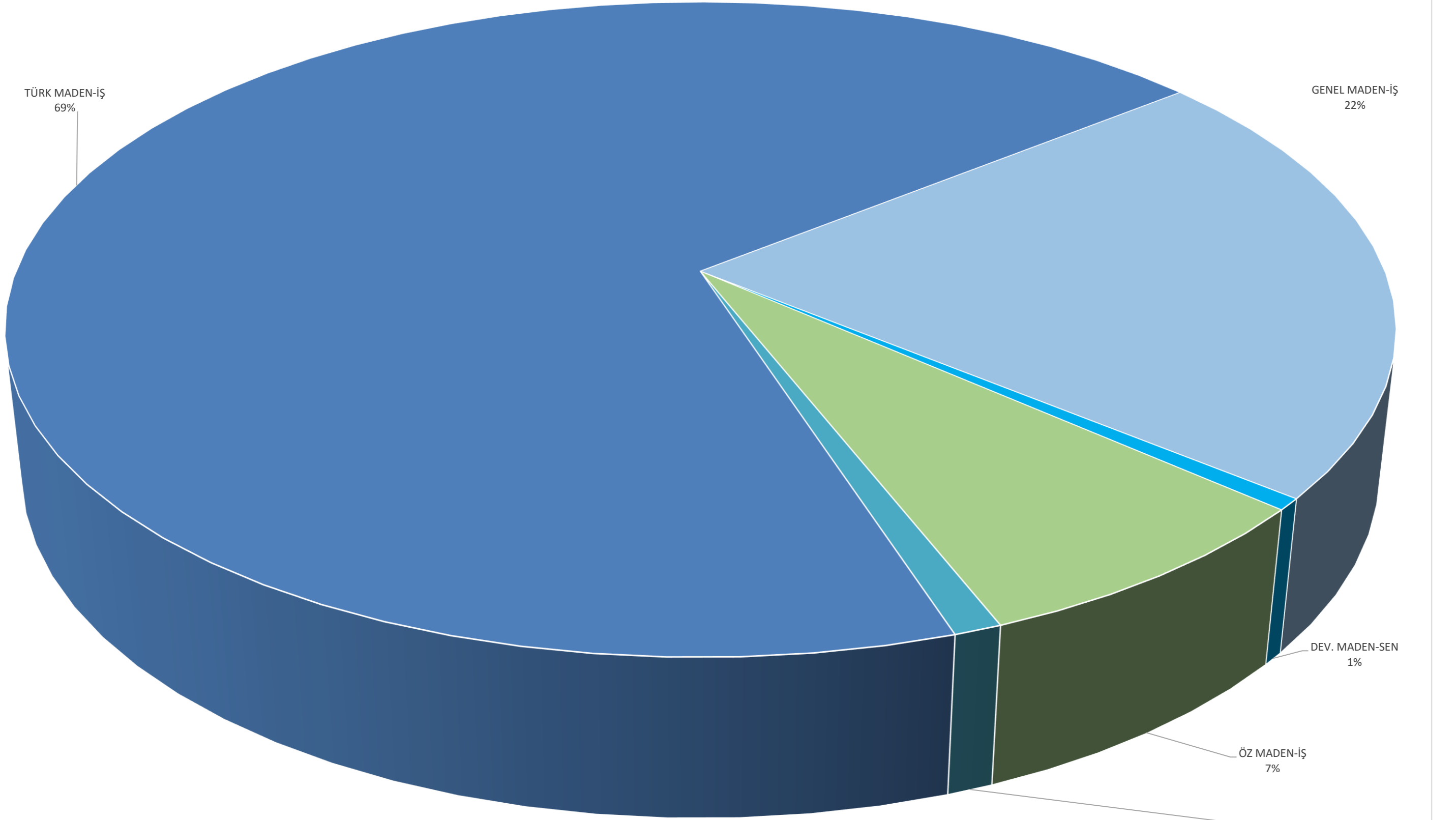
İŞKOLU / Branch		SENDİKANIN KISA ADI / Name of the Trade Union	ÜST ÖRGÜT / AFF İLİ	01.2013		07.2013		01.2014		07.2014		01.2015		07.2015		01.2016		07.2016		01.2017		07.2017		01.2018		07.2018		01.2019		07.2019		01.2020		07.2020		01.2021		07.2021		01.2022	
				ÜYELİK / MEMBERSHIP Ocak / January 2013 (RESMİ GAZETE) 26.01.2013	s/t %	ÜYELİK / MEMBERSHIP Temmuz / July 2013 (RESMİ GAZETE) 29.07.2013	s/t %	ÜYELİK / MEMBERSHIP Ocak / January 2014 (RESMİ GAZETE) 29.01.2014	s/t %	ÜYELİK / MEMBERSHIP Temmuz / July 2014 (RESMİ GAZETE) 25.07.2014	s/t %	ÜYELİK / MEMBERSHIP Ocak / January 2015 (RESMİ GAZETE) 24.01.2015	s/t %	ÜYELİK / MEMBERSHIP Temmuz / July 2015 (RESMİ GAZETE) 29.07.2015	s/t %	ÜYELİK / MEMBERSHIP Ocak / January 2016 (RESMİ GAZETE) 30.01.2016	s/t %	ÜYELİK / MEMBERSHIP Temmuz / July 2016 (RESMİ GAZETE) 30.07.2016	s/t %	ÜYELİK / MEMBERSHIP Ocak / January 2017 (RESMİ GAZETE) 29.01.2017	s/t %	ÜYELİK / MEMBERSHIP Temmuz / July 2017 (RESMİ GAZETE) 27.07.2017	s/t %	ÜYELİK / MEMBERSHIP Ocak / January 2018 (RESMİ GAZETE) 31.01.2018	s/t %	ÜYELİK / MEMBERSHIP Temmuz / July 2018 (RESMİ GAZETE) 28.07.2018	s/t %	ÜYELİK / MEMBERSHIP Ocak / January 2019 (RESMİ GAZETE) 31.01.2019	s/t %	ÜYELİK / MEMBERSHIP Temmuz / July 2019 (RESMİ GAZETE) 07.2019	s/t %	ÜYELİK / MEMBERSHIP Ocak / Jan 2020 (RESMİ GAZETE) 31.01.2020	s/t %	ÜYELİK / MEMBERSHIP Temmuz / July 2020 (RESMİ GAZETE) 30.07.2020	s/t %	ÜYELİK / MEMBERSHIP Ocak / Jan 2021 (RESMİ GAZETE) 31.01.2021	s/t %	ÜYELİK / MEMBERSHIP Temmuz / July 2021 (RESMİ GAZETE) 30.07.2021	s/t %	ÜYELİK / MEMBERSHIP Ocak / Jan 2022 (RESMİ GAZETE) 28.01.2022	s/t %
3 MADENCİLİK VE TAŞOCAKLARI Mining and quarries	TÜRK MADEN-İŞ	T	24,201	12.96	25,207	12.62	27,251	14.32	26,983	13.60	26,556	14.56	26,375	13.43	26,736	14.75	24,964	13.08	25,194	14.03	25,935	12.98	26,240	13.70	26,718	12.96	27,511	15.02	27,741	14.28	27,739	15.61	27,295	14.16	27,164	13.82	27,662	13.01	28,522	13.76	
	GENEL MADEN-İŞ	T	11,418	6.12	11,080	5.55	10,992	5.77	10,738	5.42	10,520	5.77	10,100	5.14	9,872	5.45	9,265	4.86	8,827	4.92	8,487	4.25	8,219	4.30	7,940	3.85	7,785	4.25	7,990	4.12	8,336	4.70	8,720	4.53	9,210	4.69	9,118	4.29	8,964	4.33	
	DEV. MADEN-SEN	D	178	0.10	176	0.09	174	0.09	178	0.40	555	0.31	657	0.34	479	0.27	416	0.22	340	0.19	273	0.14	229	0.12	205	0.10	219	0.12	229	0.12	323	0.19	317	0.17	324	0.17	278	0.14	235	0.12	
	ÖZ MADEN-İŞ	H	97	0.05	92	0.05	74	0.04	117	0.06	136	0.08	152	0.08	222	0.13	154	0.09	371	0.21	373	0.19	463	0.25	592	0.29	703	0.39	982	0.51	1,006	0.57	1,352	0.71	2,032	1.04	2,400	1.13	3,089	1.49	
	TÜM CEVHER-İŞ				0	0.00	1	0.00																																	
	PAK MADEN-İŞ	P							374	0.19	350	0.20	419	0.22	407	0.23	banned 23.07.2016																								
	TÜM MADEN-İŞ																7	0.01	9	0.01	10	0.01	12	0.01	11	0.01	12	0.01	13	0.01	13	0.01	11	0.01	10	0.01	13	0.01	12	0.01	
	NÜKLEER-İŞ																7	0.01	6	0.01	6	0.01	6	0.01	6	0.01	7	0.01	7	0.01	7	0.01	7	0.01	8	0.01	8	0.01	8	0.01	
	BAĞIMSIZ MADEN-İŞ																							8	0.01	48	0.03	124	0.07	149	0.09	235	0.13	650	0.34	520	0.25	395	0.20		
	ÖZ HAK MADEN İŞ																								14	0.01	51	0.03	40	0.03	84	0.05	69	0.04	113	0.06					
	Σ SENDİKALILAR UNION MEMBERS(S)			35,894		36,555		38,492		38,996		38,117		37,703		37,716		34,813		34,747	19.34	35,084	17.58	35,169	18.39	35,480	17.20	36,285	19.83	37,100	19.13	37,624	21.21	37,977	19.75	39,482	20.13	40,068	18.88	41,338	19.98
	Σ İŞKOLUNDAKİ İŞÇİLER BRANCHWORKERS(t)			186,698		199,699		190,346		198,443		182,454		196,521		181,296		190,946		179,691		199,882		191,538		206,273		183,187		194,360		177,732		192,793		196,656		212,738		207,366	
Σ 20 İŞKOLUNDA SENDİKALILAR UNION MEMBERS ALL BRANCHES (S)			1,001,671	9.21	1,032,166	8.88	1,096,540	9.45	1,189,481	9.68	1,297,464	10.65	1,429,056	11.21	1,514,053	11.96	1,499,870	11.50	1,546,565	12.80	1,623,638	11.95	1,714,397	12.38	1,802,155	12.76	1,859,038	13.86	1,894,170	13.76	1,917,893	13.84	1,946,165	13.66	2,069,476	14.40	2,123,685	14.13	2,189,645	14.32	
Σ 20 İŞKOLUNDAKİ İŞÇİLER WORKERS IN ALL BRANCHES (t)			10,881,618		11,628,806		11,600,554		12,287,238		12,180,945		12,744,685		12,663,783		13,038,351		12,699,769		13,581,554		13,844,196		14,121,664		13,411,983		13,764,063		13,856,801		14,251,655		14,371,096		15,027,910		15,294,362		

NOTLAR NOTES:

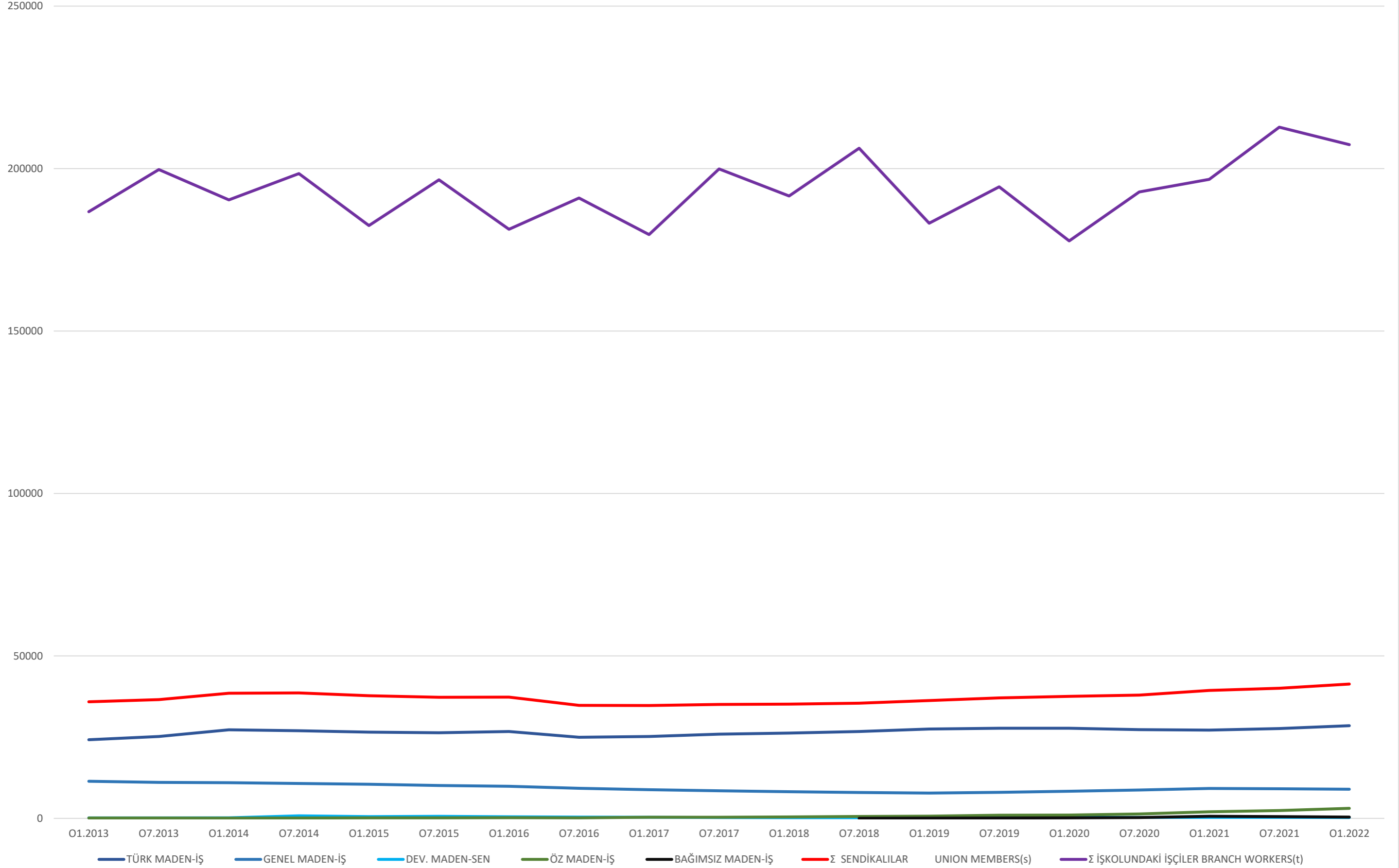
03 nolu Madencilik ve Taşocakları İşkolunda İşçi, Sendikalı Sayısı ve Sendikal Üyelik - Ocak 2022



03 nolu Madencilik ve Taşocakları İşkolunda Sendikalıların Sendikalara göre Dağılımı (%) Ocak 2022



03 nolu Madencilik ve Taşocakları İşkolunda
İşçi, Sendikalı Sayısının ve Sendikal Üyeliğin Gelişimi Ocak 2013 - Ocak 2022



03 nolu Madencilik ve Taşocakları İşkolunda 5 Sendikada Üyeliğin Gelişimi Ocak 2013 - Ocak 2022

