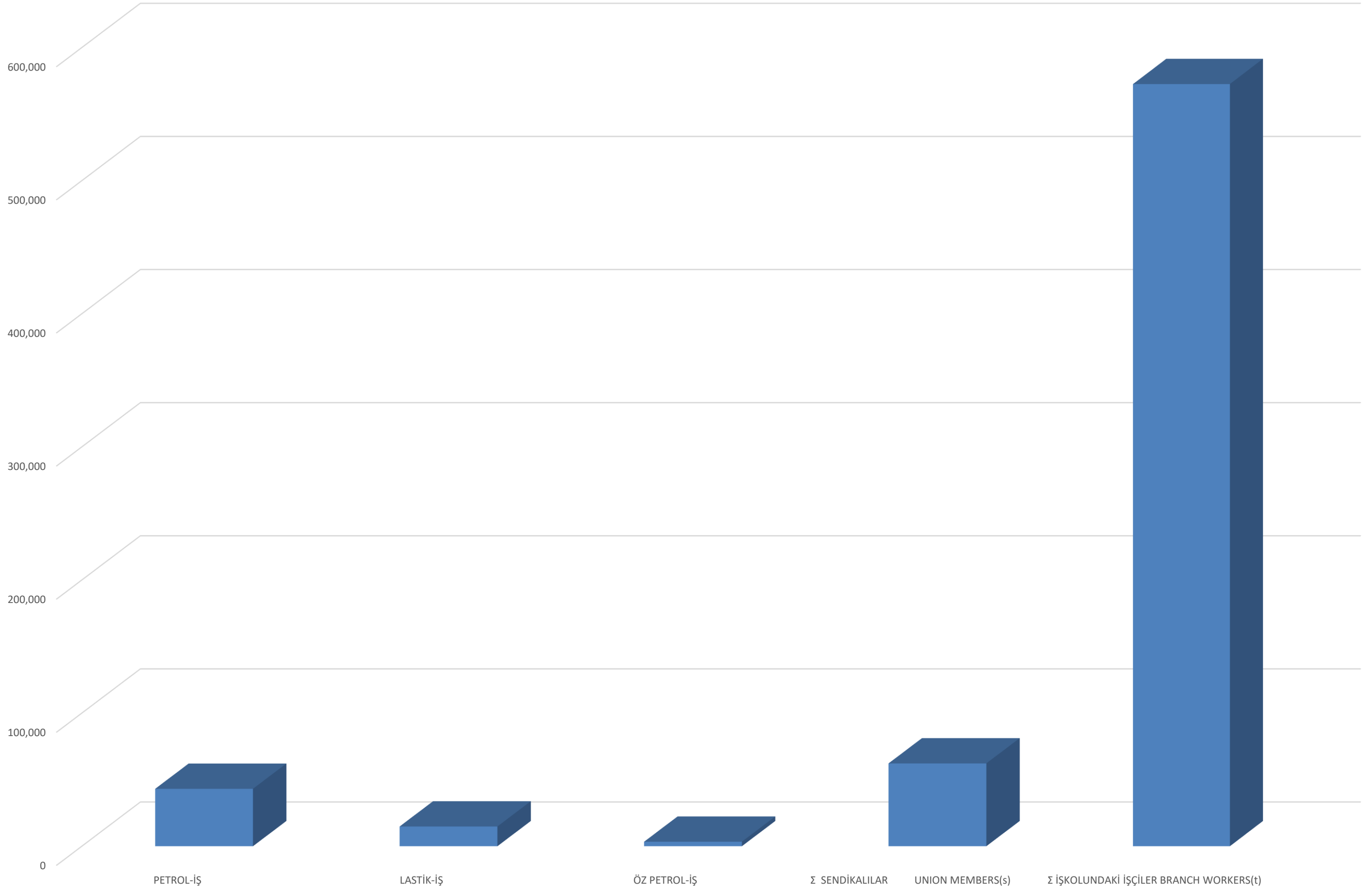


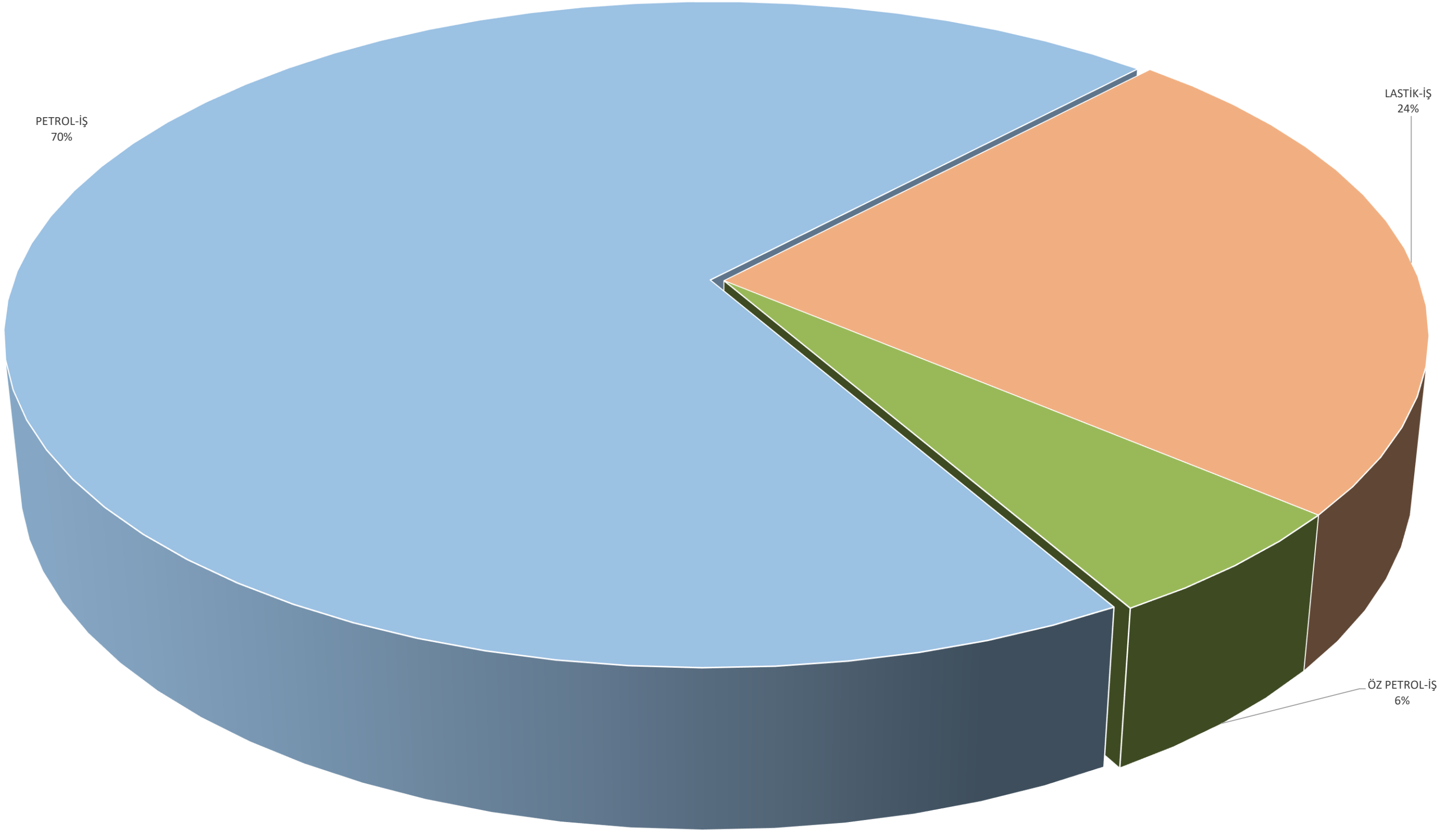
İŞKOLU / Branch		SENDİKANIN KISA ADI / Name of the Trade Union	ÜST ÖRGÜT/ AFFILIA	01.2013		07.2013		01.2014		07.2014		01.2015		07.2015		01.2016		07.2016		01.2017		07.2017		01.2018		07.2018		01.2019		07.2019		01.2020		07.2020		01.2021		07.2021		01.2022		07.2022	
				ÜYELİK/ MEMBE RSHIP Ocak/ January (RESMİ GAZETE) 26.01.2013	s/t %	ÜYELİK/ MEMBE RSHIP Temmuz/ July 2013 (RESMİ GAZETE) 29.07.2013	s/t %	ÜYELİK/ MEMBE RSHIP Ocak/ January (RESMİ GAZETE) 29.01.2014	s/t %	ÜYELİK/ MEMBE RSHIP Temmuz/ July 2014 (RESMİ GAZETE) 25.07.2014	s/t %	ÜYELİK/ MEMBE RSHIP Ocak/ January (RESMİ GAZETE) 24.01.2015	s/t %	ÜYELİK/ MEMBE RSHIP Temmuz/ July 2015 (RESMİ GAZETE) 29.07.2015	s/t %	ÜYELİK/ MEMBE RSHIP Ocak/ January (RESMİ GAZETE) 30.01.2016	s/t %	ÜYELİK/ MEMBE RSHIP Temmuz/ July 2016 (RESMİ GAZETE) 30.07.2016	s/t %	ÜYELİK/ MEMBE RSHIP Ocak/ January (RESMİ GAZETE) 29.01.2017	s/t %	ÜYELİK/ MEMBE RSHIP Temmuz/ July 2017 (RESMİ GAZETE) 27.07.2017	s/t %	ÜYELİK/ MEMBE RSHIP Ocak/ January (RESMİ GAZETE) 31.01.2018	s/t %	ÜYELİK/ MEMBE RSHIP Temmuz/ July 2018 (RESMİ GAZETE) 28.07.2018	s/t %	ÜYELİK/ MEMBE RSHIP Ocak/ January (RESMİ GAZETE) 31.01.2019	s/t %	ÜYELİK/ MEMBE RSHIP Temmuz/ July 2019 (RESMİ GAZETE) 07.07.2019	s/t %	ÜYELİK/ MEMBE RSHIP Ocak/ January (RESMİ GAZETE) 31.01.2020	s/t %	ÜYELİK/ MEMBE RSHIP Temmuz/ July 2020 (RESMİ GAZETE) 30.07.2020	s/t %	ÜYELİK/ MEMBE RSHIP Ocak/ January (RESMİ GAZETE) 31.01.2021	s/t %	ÜYELİK/ MEMBE RSHIP Temmuz/ July 2021 (RESMİ GAZETE) 07.07.2021	s/t %	ÜYELİK/ MEMBE RSHIP Ocak/ January (RESMİ GAZETE) 28.01.2022	s/t %		
4 PETROL, KİMYA LASTİK ve İLAÇ Petroleum Chemicals Rubber and Pharmaceutical	PETROL-İŞ	T	27,392	5.88	28,643	6.09	32,837	7.79	33,024	7.59	34,570	7.76	35,092	7.75	36,343	8.04	36,440	8.12	36,532	8.03	37,361	7.95	36,275	7.53	37,796	7.69	37,703	7.98	40,235	8.21	40,413	8.05	40,084	7.62	41,092	7.50	42,026	7.45	43,122	7.54			
	LASTİK-İŞ	D	7,168	1.54	7,816	1.66	7,852	1.86	8,639	1.99	9,964	2.24	11,748	2.60	11,207	2.48	12,197	2.72	12,212	2.69	13,232	2.82	13,363	2.78	14,050	2.86	13,748	2.91	13,880	2.84	13,338	2.66	13,340	2.54	13,393	2.45	14,624	2.60	14,829	2.59			
	İLKİM-İŞ		15	0.00	15	0.00	16	0.00	16	0.01	17	0.01	17	0.01	17	0.01	17	0.01	18	0.01	21	0.01	65	0.02	141	0.03	141	0.03	140	0.03	139	0.03	138	0.03	138	0.03	136	0.03	131	0.03			
	ÖZ PETROL-İŞ	H	461	0.10	468	0.10	677	0.16	712	0.17	718	0.17	799	0.18	835	0.19	908	0.21	946	0.21	878	0.19	905	0.19	894	0.19	1,010	0.22	976	0.20	2,772	0.56	2,881	0.55	2,978	0.55	2,991	0.53	3,362	0.59			
	TÜM PETROL-İŞ						22	0.01	33	0.01	30	0.01	24	0.01	20	0.01	21	0.01	22	0.01	32	0.01	29	0.01	28	0.01	26	0.01	25	0.01	24	0.01	20	0.01	24	0.01	23	0.01	21	0.01			
	PAK PETROL-İŞ	P						39	0.01	58	0.02	61	0.02	55	0.02	banned 23.07.2016																				0	0.00						
	KİMPET-İŞ															1,006	0.23	1,412	0.32	1,556	0.34	2,008	0.42	1,787	0.37	1,680	0.36	496	0.11	533	0.11	600	0.12	732	0.14	701	0.13	745	0.14				
	EPGİS (I)																			12	0.01																						
	Σ SENDİKALILAR UNION MEMBERS(S)			35,036		36,942		41,404		42,463		45,357		47,741		48,477		50,589		51,142	11.23	53,080	11.32	52,645	10.95	54,696	11.12	54,308	11.51	55,752	11.40	57,219	11.42	57,063	10.87	58,357	10.68	60,501	10.75	62,210	10.90		
	Σ İŞKOLUNDAKİ İŞÇİLER BRANCHWORKERS(T)			466,031		470,178		421,649		435,281		445,846		452,960		452,389		449,143		455,415		470,494		482,142		491,679		473,045		490,306		502,615		526,133		548,076		564,562		572,562			
Σ 20 İŞKOLUNDA SENDİKALILAR UNION MEMBERS ALL BRANCHES (S)			1,001,671	9.21	1,032,166	8.88	1,096,540	9.45	1,189,481	9.68	1,297,464	10.65	1,429,056	11.21	1,514,053	11.96	1,499,870	11.50	1,546,565	12.80	1,623,638	11.95	1,714,397	12.38	1,802,155	12.76	1,859,038	13.86	1,894,170	13.76	1,917,893	13.84	1,946,165	13.66	2,069,476	14.40	2,123,685	14.13	2,189,645	14.32			
Σ 20 İŞKOLUNDAKİ İŞÇİLER WORKERS IN ALL BRANCHES (T)			10,881,618		11,628,806		11,600,554		12,287,238		12,180,945		12,744,685		12,663,783		13,038,351		12,699,769		13,581,554		13,844,196		14,121,664		13,411,983		13,764,063		13,856,801		14,251,655		14,371,096		15,027,910		15,294,362				

NOTLAR NOTES:

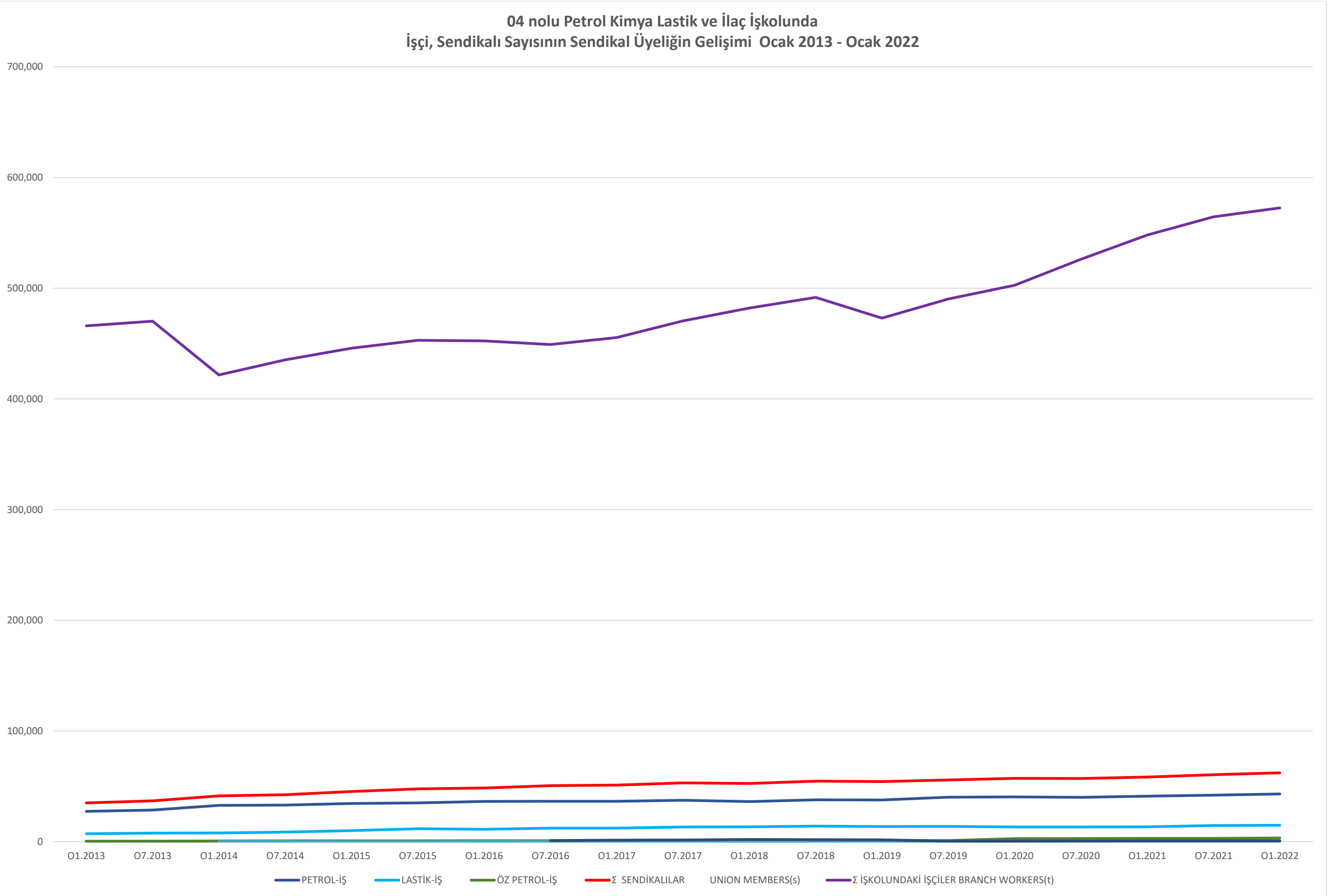
04 nolu Petrol, Kimya, Lastik ve İlaç İşkolunda İşçi, Sendikalı Sayısı ve Sendikal Üyelik - Ocak 2022



03 nolu Petrol, Kimya, Lastik ve İlaç İşkolunda Sendikalarının Sendikalara göre Dağılımı (%) Ocak 2022



04 nolu Petrol Kimya Lastik ve İlaç İşkolunda
İşçi, Sendikalı Sayısının Sendikal Üyeliğın Gelişimi Ocak 2013 - Ocak 2022



04 nolu Petrol Kimya Lastik ve İlaç İşkolunda
3 Sendikada Üyeliğin Gelişimi Ocak 2013 - Ocak 2022

