

Türkiye'de 6356 sayılı yasaya göre 10 Nolu Ticaret, Büro, Eğitim ve Güzel Sanatlar İşkolunda Çalışan İşçi ve KAYITLI 28 Sendika Üyesi Sayısını, Sendikalı İşçilerin Toplama Oranını Gösterir Tablo

Table showing the workers and members OF THE 28 REGISTERED UNIONS and their ratios in the Commerce Office Education and Fine Arts Branch (IB10) according to Law #6356 which has been adopted on December 2012.

İŞKOLU / Branch	SENDİKANIN KISA ADI / Name of the Trade Union	ÜST ÖRGÜT / AFFILIA	01.2013		07.2013		01.2014		07.2014		01.2015		07.2015		01.2016		07.2016		01.2017		07.2017		01.2018		07.2018		01.2019		07.2019		01.2020		07.2020		01.2021		07.2021		01.2022			
			ÜYELİK / MEMBERSHIP Ocak / January 2013 (RESMİ GAZETE) 26.01.2013	s/t %	ÜYELİK / MEMBERSHIP Temmuz / July 2013 (RESMİ GAZETE) 29.07.2013	s/t %	ÜYELİK / MEMBERSHIP Ocak / January 2014 (RESMİ GAZETE) 29.01.2014	s/t %	ÜYELİK / MEMBERSHIP Temmuz / July 2014 (RESMİ GAZETE) 25.07.2014	s/t %	ÜYELİK / MEMBERSHIP Ocak / January 2015 (RESMİ GAZETE) 24.01.2015	s/t %	ÜYELİK / MEMBERSHIP Temmuz / July 2015 (RESMİ GAZETE) 29.07.2015	s/t %	ÜYELİK / MEMBERSHIP Ocak / January 2016 (RESMİ GAZETE) 30.01.2016	s/t %	ÜYELİK / MEMBERSHIP Temmuz / July 2016 (RESMİ GAZETE) 30.07.2016	s/t %	ÜYELİK / MEMBERSHIP Ocak / January 2017 (RESMİ GAZETE) 29.01.2017	s/t %	ÜYELİK / MEMBERSHIP Temmuz / July 2017 (RESMİ GAZETE) 27.07.2017	s/t %	ÜYELİK / MEMBERSHIP Ocak / January 2018 (RESMİ GAZETE) 31.01.2018	s/t %	ÜYELİK / MEMBERSHIP Temmuz / July 2018 (RESMİ GAZETE) 28.07.2018	s/t %	ÜYELİK / MEMBERSHIP OCAK / January 2019 (RESMİ GAZETE) 31.01.2019	s/t %	ÜYELİK / MEMBERSHIP Temmuz / July 2019 (RESMİ GAZETE) .07.2019	s/t %	ÜYELİK / MEMBERSHIP OCAK / Jan 2020 (RESMİ GAZETE) 31.01.2020	s/t %	ÜYELİK / MEMBERSHIP Temmuz / July 2020 (RESMİ GAZETE) 30.07.2020	s/t %	ÜYELİK / MEMBERSHIP OCAK / Jan 2021 (RESMİ GAZETE) 31.01.2021	s/t %	ÜYELİK / MEMBERSHIP Temmuz / July 2021 (RESMİ GAZETE) 30.07.2021	s/t %	ÜYELİK / MEMBERSHIP Ocak / Jan 2022 (RESMİ GAZETE) 28.01.2022	s/t %		
10 TİCARET, BÜRO, EĞİTİM VE GÜZEL SANATLAR Commerce Office Education and Fine Arts	KOOP-İŞ	T	28,089	1.31	32,508	1.39	34,553	1.46	36,095	1.41	41,325	1.55	48,036	1.73	50,590	1.72	50,285	1.64	50,152	1.64	50,113	1.54	51,126	1.48	59,021	1.70	62,857	1.75	65,806	1.84	70,151	1.85	71,594	1.90	104,308	2.74	108,812	2.81	114,614	2.90		
	TEZ-KOOP-İŞ	T	50,319	2.34	51,499	2.21	51,867	2.19	50,369	1.97	52,399	1.97	55,964	2.01	59,966	2.03	60,709	1.98	61,019	1.99	60,584	1.86	62,007	1.79	63,969	1.85	66,304	1.85	70,012	1.96	74,584	1.96	76,766	2.03	107,823	2.84	110,313	2.85	114,233	2.89		
	SOSYAL-İŞ	D	7,246	0.34	7,370	0.32	7,844	0.33	8,115	0.32	8,100	0.31	9,520	0.35	8,728	0.30	8,519	0.28	9,138	0.30	10,297	0.32	10,416	0.30	10,623	0.31	10,369	0.29	10,041	0.28	10,225	0.27	10,332	0.28	10,173	0.27	7,116	0.19	6,163	0.16		
	SİNE-SEN	D	15	0.00	65	0.00	85	0.00	91	0.01	103	0.01	99	0.01	96	0.01	103	0.01	107	0.01	104	0.01	97	0.01	103	0.01	96	0.01	94	0.01	97	0.01	89	0.01	108	0.01	124	0.01	156	0.01		
	BİL-İŞ				94	0.00	143	0.01	138	0.01	175	0.01	204	0.01	231	0.01	238	0.01	226	0.01	217	0.01	209	0.01	203	0.01	196	0.01	172	0.01	162	0.01	152	0.01	140	0.01	126	0.01	114	0.01		
	OYUNCULAR SENDİKASI		40	0.00	31	0.00	30	0.00	32	0.01	32	0.01	31	0.01	29	0.01	29	0.01	28	0.01	28	0.01	30	0.01	33	0.01	38	0.01	34	0.01	39	0.01	36	0.01	35	0.01	27	0.01	24	0.01		
	TYS		0	0.00	0	0.00	0	0.00	12	0.01	11	0.01	15	0.01	14	0.01	14	0.01	14	0.01	14	0.01	13	0.01	15	0.01	13	0.01	13	0.01	12	0.01	10	0.01	12	0.01	12	0.01	14	0.01		
	MÜZİK-SEN		0	0.00	3	0.00	12	0.00	14	0.01	12	0.01	6	0.01	6	0.01	9	0.01	10	0.01	9	0.01	5	0.01	4	0.01	4	0.01	4	0.01	3	0.01	3	0.01	17	0.01	24	0.01	32	0.01		
	ÖZ BÜRO-İŞ	H	5,988	0.28	3,006	0.13	3,137	0.13	7,155	0.28	13,587	0.51	28,417	1.02	30,506	1.04	32,149	1.05	37,024	1.21	43,859	1.35	47,122	1.36	46,291	1.34	47,315	1.32	44,693	1.25	44,381	1.17	43,072	1.14	38,155	1.01	37,806	0.98	34,526	0.88		
	T. BÜRO-İŞ		55	0.00	54	0.00	62	0.00	66	0.01	71	0.01	96	0.01			126	0.01	118	0.01	118	0.01	131	0.01	131	0.01	124	0.01	118	0.01	122	0.01	107	0.01	120	0.01	105	0.01	84	0.01		
	AK MARKET-İŞ						64	0.00	49	0.01	55	0.01	78	0.01																									0	0.00		
	PAK EĞİTİM-İŞ	P					0	0.00	8,391	0.33	24,455	0.92	25,452	0.92	24,002	0.82	banned 23.07.2016																									
	BÜRSEN-İŞ								6	0.01																															0	0.00
	SİNEMA-TV SENDİKASI										7	0.01	144	0.01	189	0.01	181	0.01	175	0.01	165	0.01	142	0.01	141	0.01	133	0.01	105	0.01	106	0.01	96	0.01	88	0.01	91	0.01	88	0.01		
	AVUKATLAR SENDİKASI													7	0.01	11	0.01	15	0.01	13	0.01	16	0.01	18	0.01	25	0.01	22	0.01	27	0.01	26	0.01	26	0.01	27	0.01	20	0.01			
	MALİ MÜŞAVİR SEN														66	0.01	68	0.01	74	0.01	69	0.01	80	0.01	81	0.01	73	0.01	75	0.01	68	0.01	68	0.01	64	0.01	59	0.01				
	B.Ç.K.															20	0.01																							0	0.00	
	GIYİM MARKET İŞ																					110	0.01	122	0.01	122	0.01	127	0.01											0	0.00	
	TÜM BÜRO-SEN																									33	0.01	196	0.01	317	0.01	664	0.02	617	0.02	110	0.01	89	0.01	72	0.01	
	İSG-SEN																										269	0.01	247	0.01	254	0.01	325	0.01	309	0.01	296	0.01	280	0.01		
	ÖZ BÜRO SEN																											34	0.01	60	0.01	48	0.01	34	0.01	30	0.01	42	0.01			
	GLOB-İŞ																											8	0.01	8	0.01	8	0.01	8	0.01	8	0.01	8	0.01	8	0.01	
	AVMES																											122	0.01	159	0.01	162	0.01	138	0.01	133	0.01	110	0.01			
	YAZ-İŞ																												7	0.01	7	0.01	7	0.01	7	0.01	7	0.01	7	0.01		
	ÖĞRENCİ-SEN																													7	0.01	12	0.01	15	0.01	14	0.01					
	TÜM BİRLİK İŞ																													30	0.01	33	0.01	43	0.01	109	0.01					
	MAĞAZA-MARKET SEN																														54	0.01	439	0.02	533	0.02						
	BİRLİK SENDİKASI																														408	0.02	516	0.02	751	0.02						
BAĞIMSIZ EMEK-SEN																														27	0.01	45	0.01	92	0.01							
Σ SENDİKALILAR UNION MEMBERS(S)			91,752		94,630		97,797		110,533		140,332		168,062		174,364		152,439		158,114	5.14	165,705	5.17	171,505	5.03	180,787	5.20	188,147	5.33	191,915	5.47	201,129	5.41	203,555	5.53	262,213	7.07	266,285	7.07	272,900	7.10		
Σ İŞKOLUNDAKİ İŞÇİLER BRANCH WORKERS(T)			2,151,600		2,331,306		2,368,553		2,565,114		2,671,177		2,787,417		2,955,269		3,079,761		3,074,231		3,264,727		3,477,748		3,473,776		3,596,394		3,587,328		3,811,060		3,783,512		3,809,188		3,880,027		3,959,776			
Σ 20 İŞKOLUNDA SENDİKALILAR UNION MEMBERS ALL BRANCHES (S)			1,001,671	9.21	1,032,166	8.88	1,096,540	9.45	1,189,481	9.68	1,297,464	10.65	1,429,056	11.21	1,514,053	11.96	1,499,870	11.50	1,546,565	12.80	1,623,638	11.95	1,714,397	12.38	1,802,155	12.76	1,859,038	13.86	1,894,170	13.76	1,917,893	13.84	1,946,165	13.66	2,069,476	14.40	2,123,685	14.13	2,189,645	14.32		
Σ 20 İŞKOLUNDAKİ İŞÇİLER WORKERS IN ALL BRANCHES (T)			10,881,618		11,628,806		11,600,554		12,287,238		12,180,945		12,744,685		12,663,783		13,038,351		12,699,769		13,581,554		13,844,196		14,121,664		13,411,983		13,764,063		13,856,801		14,251,655		14,371,096		15,027,910		15,294,362			

10 nolu Ticaret, Büro, Eğitim ve Güzel Sanatlar İşkolunda
İşçi, Sendikalı Sayısı ve Sendikal Üyelik - Ocak 2022

4000000
3900000
3800000
3700000
3600000
3500000
3400000
3300000
3200000
3100000
3000000
2900000
2800000
2700000
2600000
2500000
2400000
2300000
2200000
2100000
2000000
1900000
1800000
1700000
1600000
1500000
1400000
1300000
1200000
1100000
1000000
900000
800000
700000
600000
500000
400000
300000
200000
100000
0

KOOP-
İŞ

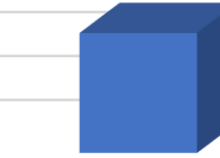
TEZ-
KOOP-
İŞ

SOSYAL
-İŞ

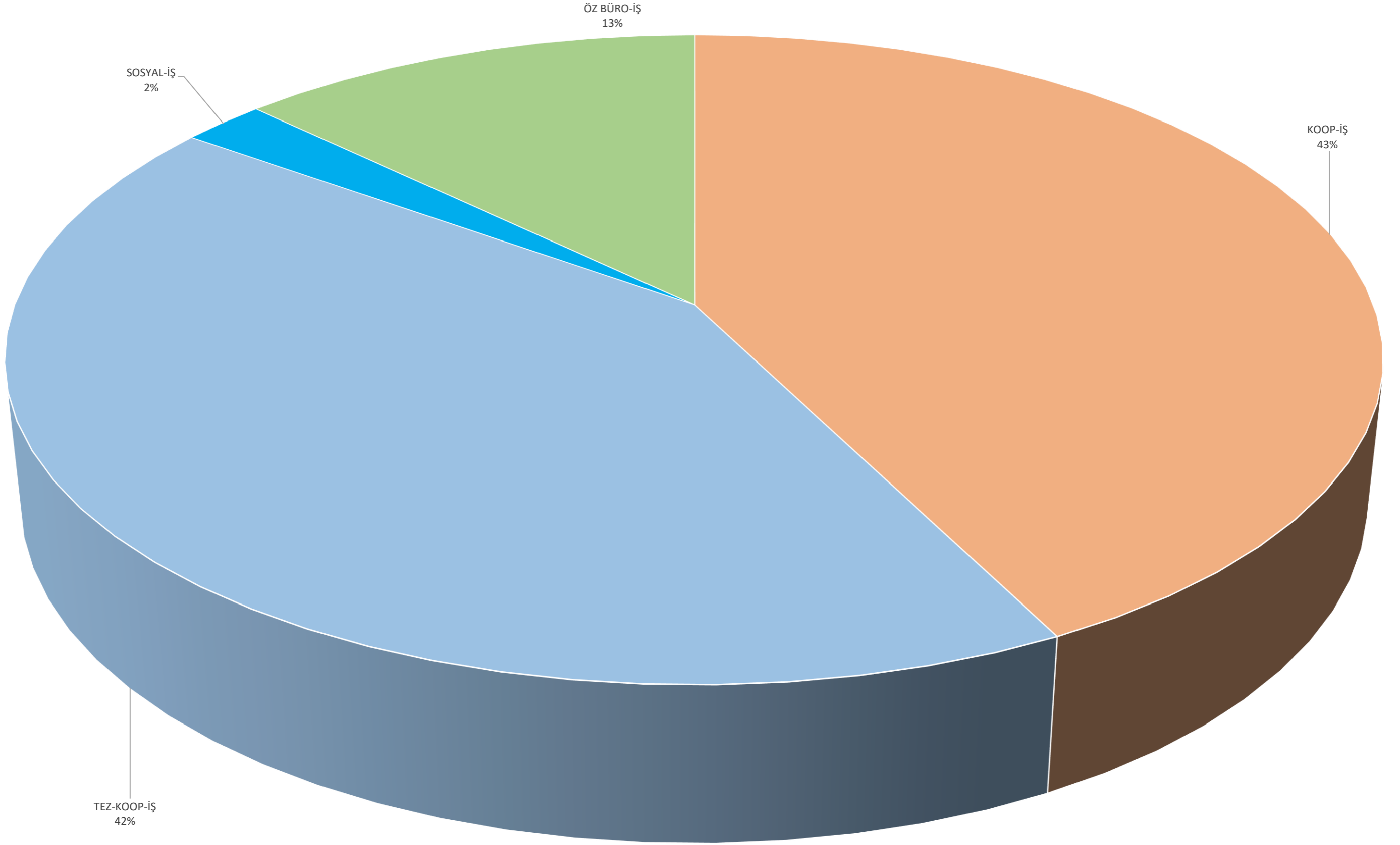
ÖZ
BÜRO-
İŞ

Σ
SENDİK
ALILAR
UNION
MEMB
ERS(s)

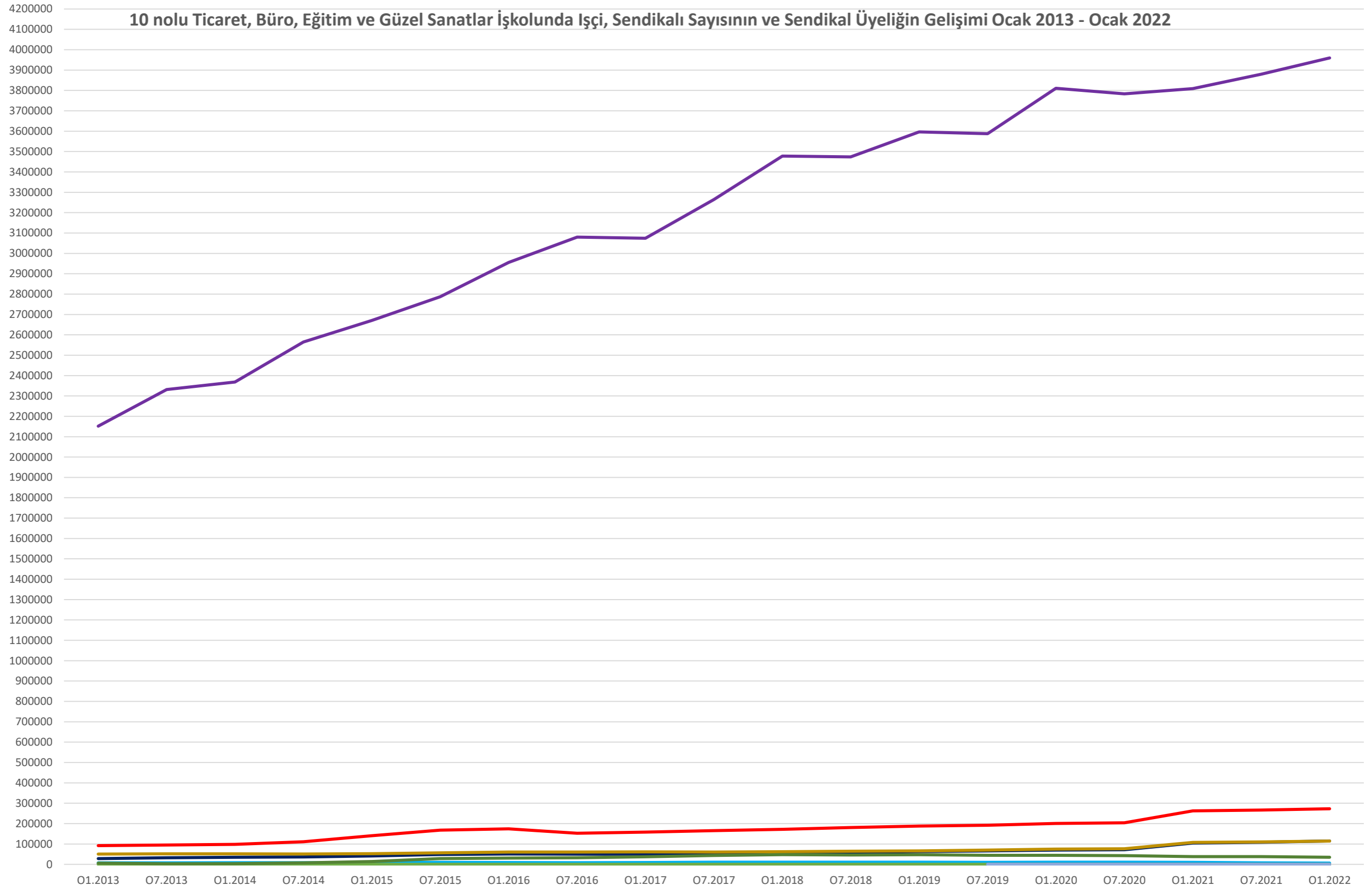
Σ
İŞKOLU
NDAKİ
İŞÇİLER
BRANC
H
WORK
ERS(t)



10 nolu Ticaret, Büro, Eğitim ve Güzeli Sanatlar İşkolunda Sendikalarının Belli Başı Sendikalara Göre Dağılımı (%) - Ocak 2022



10 nolu Ticaret, Büro, Eğitim ve Güzel Sanatlar İşkolunda İşçi, Sendikalı Sayısının ve Sendikal Üyeliğin Gelişimi Ocak 2013 - Ocak 2022



KOOP-İŞ TEZ-KOOP-İŞ SOSYAL-İŞ ÖZ BÜRO-İŞ Σ SENDİKALILAR UNION MEMBERS(s) Σ İŞKOLUNDAKİ İŞÇİLER BRANCH WORKERS(t)

10 nolu Ticaret, Büro, Eğitim ve Güzel Sanatlar İşkolunda 4 Büyük Sendikada Üyeliğin Gelişimi Ocak 2013 - Ocak 2022

