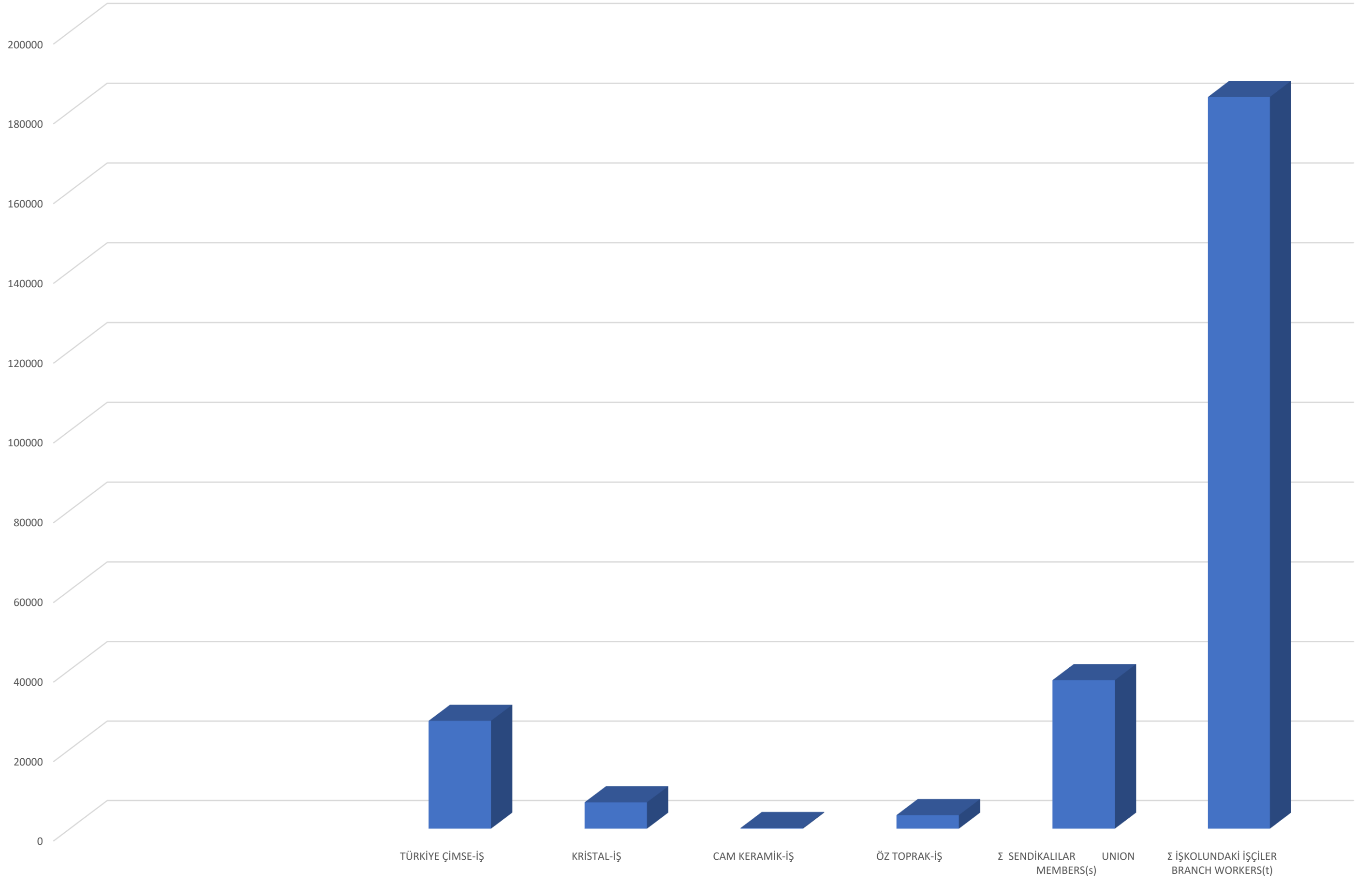
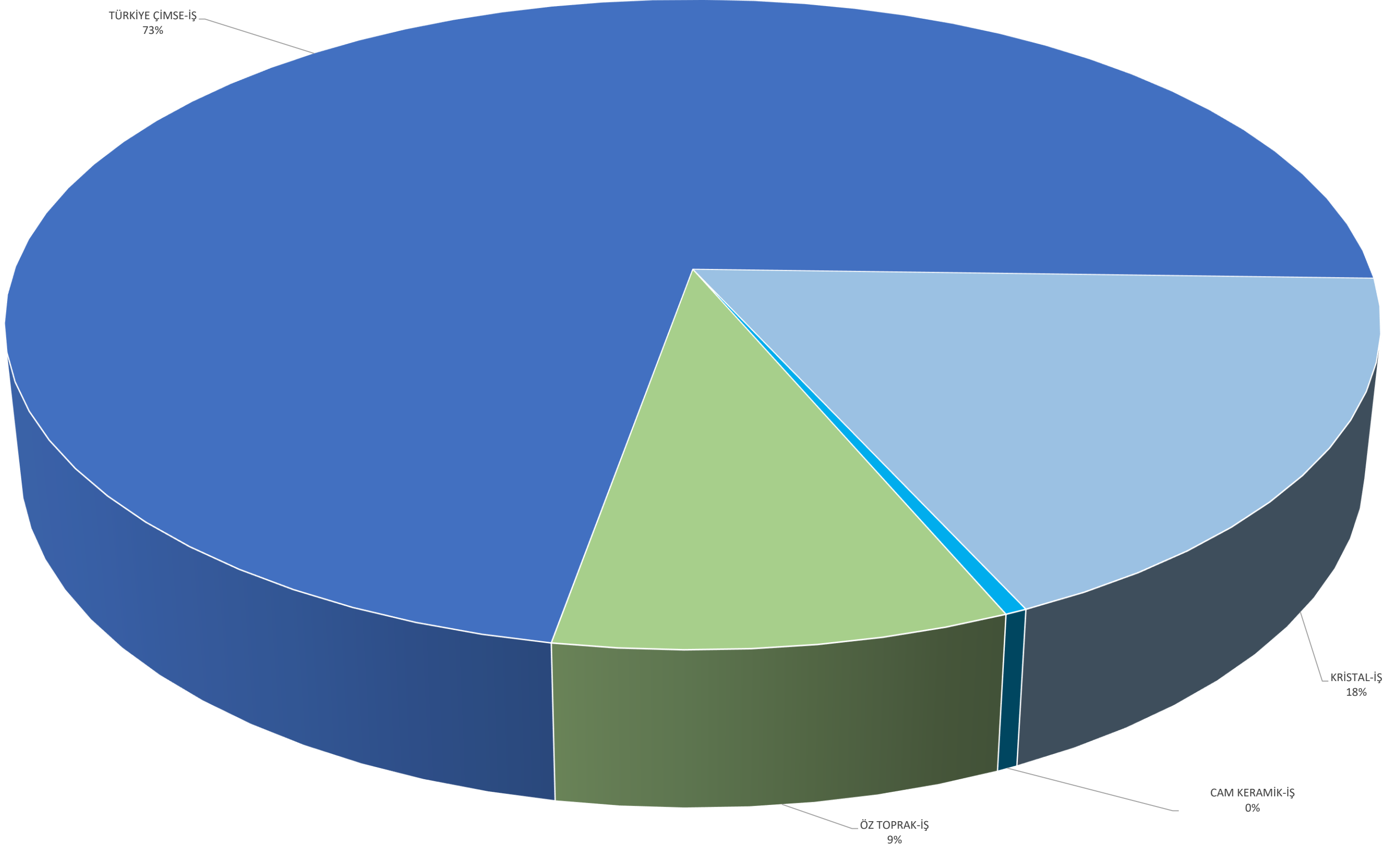


11 Nolu Çimento Toprak ve Cam İşkolunda Çalışan İşçi ve KAYITLI 8 Sendika Üyesi Sayısını, Sendikalı İşçilerin Toplama Oranını Gösterir Tablo / Table showing the workers and members OF THE 8 REGISTERED UNIONS and their ratios in the Cement Soil and Glass Industry Branch (IB11) according to Law #6356 which has been adopted on December 2012.		ÜYELİK / MEMBERSHIP Ocak / January 2013 (RESMİ GAZETE) 26.012013		ÜYELİK / MEMBERSHIP Temmuz / July 2013 (RESMİ GAZETE) 29.07.2013		ÜYELİK / MEMBERSHIP Ocak / January 2014 (RESMİ GAZETE) 29.01.2014		ÜYELİK / MEMBERSHIP Temmuz / July 2014 (RESMİ GAZETE) 25.07.2014		ÜYELİK / MEMBERSHIP Ocak / January 2015 (RESMİ GAZETE) 24.01.2015		ÜYELİK / MEMBERSHIP Temmuz / July 2015 (RESMİ GAZETE) 29.07.2015		ÜYELİK / MEMBERSHIP Ocak / January 2016 (RESMİ GAZETE) 30.01.2016		ÜYELİK / MEMBERSHIP Temmuz / July 2016 (RESMİ GAZETE) 30.07.2016		ÜYELİK / MEMBERSHIP Ocak / January 2017 (RESMİ GAZETE) 29.01.2017		ÜYELİK / MEMBERSHIP Temmuz / July 2017 (RESMİ GAZETE) 27.07.2017		ÜYELİK / MEMBERSHIP Ocak / January 2018 (RESMİ GAZETE) 31.01.2018		ÜYELİK / MEMBERSHIP Temmuz / July 2018 (RESMİ GAZETE) 28.07.2018		ÜYELİK / MEMBERSHIP Ocak / January 2019 (RESMİ GAZETE) 31.01.2019		ÜYELİK / MEMBERSHIP Temmuz / July 2019 (RESMİ GAZETE) 30.07.2019		ÜYELİK / MEMBERSHIP Ocak / January 2020 (RESMİ GAZETE) 31.01.2020		ÜYELİK / MEMBERSHIP Temmuz / July 2020 (RESMİ GAZETE) 30.07.2020		ÜYELİK / MEMBERSHIP Ocak / January 2021 (RESMİ GAZETE) 31.01.2021		ÜYELİK / MEMBERSHIP Temmuz / July 2021 (RESMİ GAZETE) 30.07.2021		ÜYELİK / MEMBERSHIP Ocak / January 2022 (RESMİ GAZETE) 28.01.2022		
İŞKOLU / Branch	SENDİKANIN KISA ADI / Name of the Trade Union	UST ÖRGÜT / AFFILIATED	01.2013	s/t %	07.2013	s/t %	01.2014	s/t %	07.2014	s/t %	01.2015	s/t %	07.2015	s/t %	01.2016	s/t %	07.2016	s/t %	01.2017	s/t %	07.2017	s/t %	01.2018	s/t %	07.2018	s/t %	01.2019	s/t %	07.2019	s/t %	01.2020	s/t %	07.2020	s/t %	01.2021	s/t %	07.2021	s/t %	01.2022	s/t %
11 ÇİMENTO, TOPRAK ve CAM Cement Soil and Glass	TÜRKİYE ÇİMSE-İŞ	T	20,142	12.44	20,548	11.42	21,900	12.64	22,329	11.86	23,119	14.92	23,682	14.70	23,960	14.83	23,951	14.01	24,441	15.10	25,392	14.32	25,655	14.79	26,028	14.43	25,873	16.81	26,067	16.34	25,765	17.19	24,982	15.16	25,054	14.68	26,269	14.22	27,147	14.79
	KRISTAL-İŞ	T	6,747	4.17	6,899	3.84	6,691	3.86	7,184	3.82	6,989	4.51	7,492	4.65	7,076	4.38	7,261	4.25	6,920	4.28	6,999	3.95	6,674	3.85	6,825	3.79	6,520	4.24	6,891	4.32	6,641	4.44	6,697	4.07	6,495	3.81	6,605	3.58	6,626	3.61
	CAM KERAMİK-İŞ	D			9	0.01	10	0.01	3	0.01	6	0.01	256	0.16	97	0.07	123	0.08	83	0.06	132	0.08	198	0.12	272	0.16	290	0.19	187	0.12	170	0.12	166	0.11	182	0.11	159	0.09	167	0.10
	SERSAN-İŞ		220	0.14	212	0.12	206	0.12	206	0.11	202	0.14	211	0.14	227	0.15	225	0.14	229	0.15	211	0.12	271	0.16	227	0.13	226	0.15	227	0.15	2	0.01	2	0.01	6	0.01	4	0.01	2	0.01
	TÜM ÇİMENTO-İŞ						5	0.00	9	0.01	10	0.01	9	0.01	9	0.01	8	0.01	9	0.01	10	0.01	15	0.01	19	0.02	20	0.20	19	0.02	18	0.02							0	0.00
	PAK TOPRAK İŞ	P					9	0.01	26	0.02	51	0.04	39	0.03	banned 23.07.2016																									
	ÖZ TOPRAK-İŞ	H					759	0.41	821	0.53	1,631	1.02	1,667	1.04	1,752	1.03	1,724	1.07	2,031	1.15	1,873	1.08	2,139	1.19	2,276	1.48	2,302	1.45	2,257	1.51	2,112	1.29	2,872	1.69	3,106	1.69	3,415	1.86		
	VER-DE																						284	0.17	245	0.14	188	0.13	102	0.07	52	0.04	38	0.03	31	0.02	27	0.02	24	0.02
	İZ-TOP BETON																																7	0.01	8	0.01	9	0.01	8	0.01
	Σ SENDİKALILAR UNION MEMBERS(S)		27,109		27,668		28,812		30,499		31,173		33,332		33,075		33,320		33,406	20.63	34,775	19.63	34,970	20.18	35,755	19.82	35,393	23.20	35,795	22.47	34,905	23.33	34,004	20.68	34,648	20.33	36,179	19.62	37,389	20.40
Σ İŞKOLUNDAKİ İŞÇİLER BRANCHWORKERS(T)		161,908		179,888		173,191		188,277		154,985		161,210		161,568		170,961		161,954		177,351		173,550		180,393		153,985		159,568		149,896		164,880		170,764		184,815		183,628		
Σ 20 İŞKOLUNDA SENDİKALILAR UNION MEMBERS ALL BRANCHES (S)		1,001,671	9.21	1,032,166	8.88	1,096,540	9.45	1,189,481	9.68	1,297,464	10.65	1,429,056	11.21	1,514,053	11.96	1,499,870	11.50	1,546,565	12.80	1,623,638	11.95	1,714,397	12.38	1,802,155	12.76	1,859,038	13.86	1,894,170	13.76	1,917,893	13.84	1,946,165	13.66	2,069,476	14.40	2,123,685	14.13	2,189,645	14.32	
Σ 20 İŞKOLUNDAKİ İŞÇİLER WORKERS IN ALL BRANCHES (T)		10,881,618		11,628,806		11,600,554		12,287,238		12,180,945		12,744,685		12,663,783		13,038,351		12,699,769		13,581,554		13,844,196		14,121,664		13,411,983		13,764,063		13,856,801		14,251,655		14,371,096		15,027,910		15,294,362		
NOTLAR NOTES:																																								

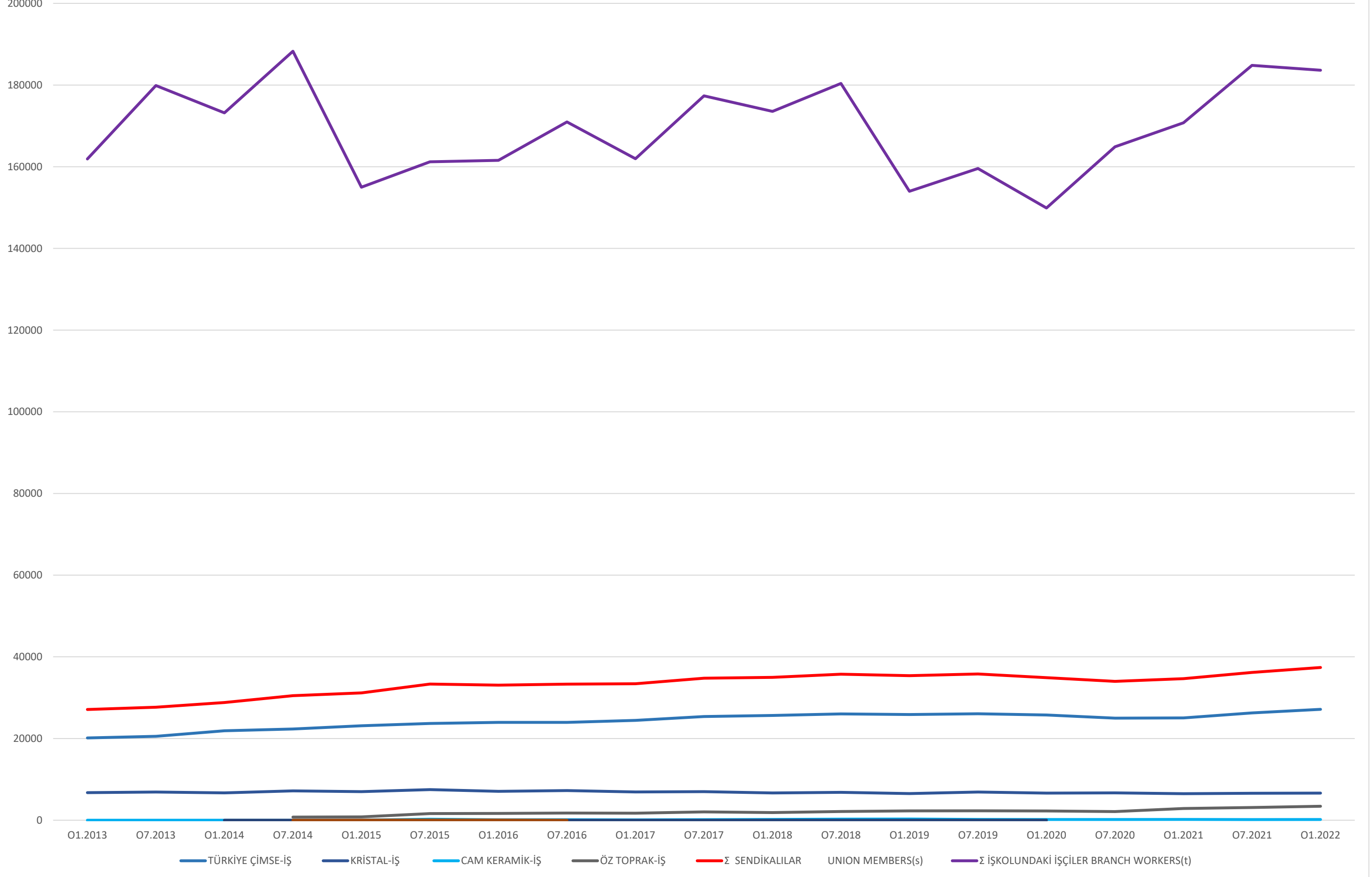
11 nolu Çimento Toprak ve Cam İşkolunda İşçi, Sendikalı Sayısı ve Sendikal Üyelik - Ocak 2022



11 nolu Çimento, Toprak ve Cam İşkolunda Sendikaların Sendikalara Göre Dağılımı (%) - Ocak 2022



11 nolu Çimento, Toprak ve Cam İşkolunda İşçi, Sendikalı Sayısının ve Sendikal Üyeliğın Gelişimi Ocak 2013 - Ocak 2022



11 nolu Çimento, Toprak ve Cam İşkolunda 4 Sendikada Üyeliğin Gelişimi Ocak 2013 - Ocak 2022

