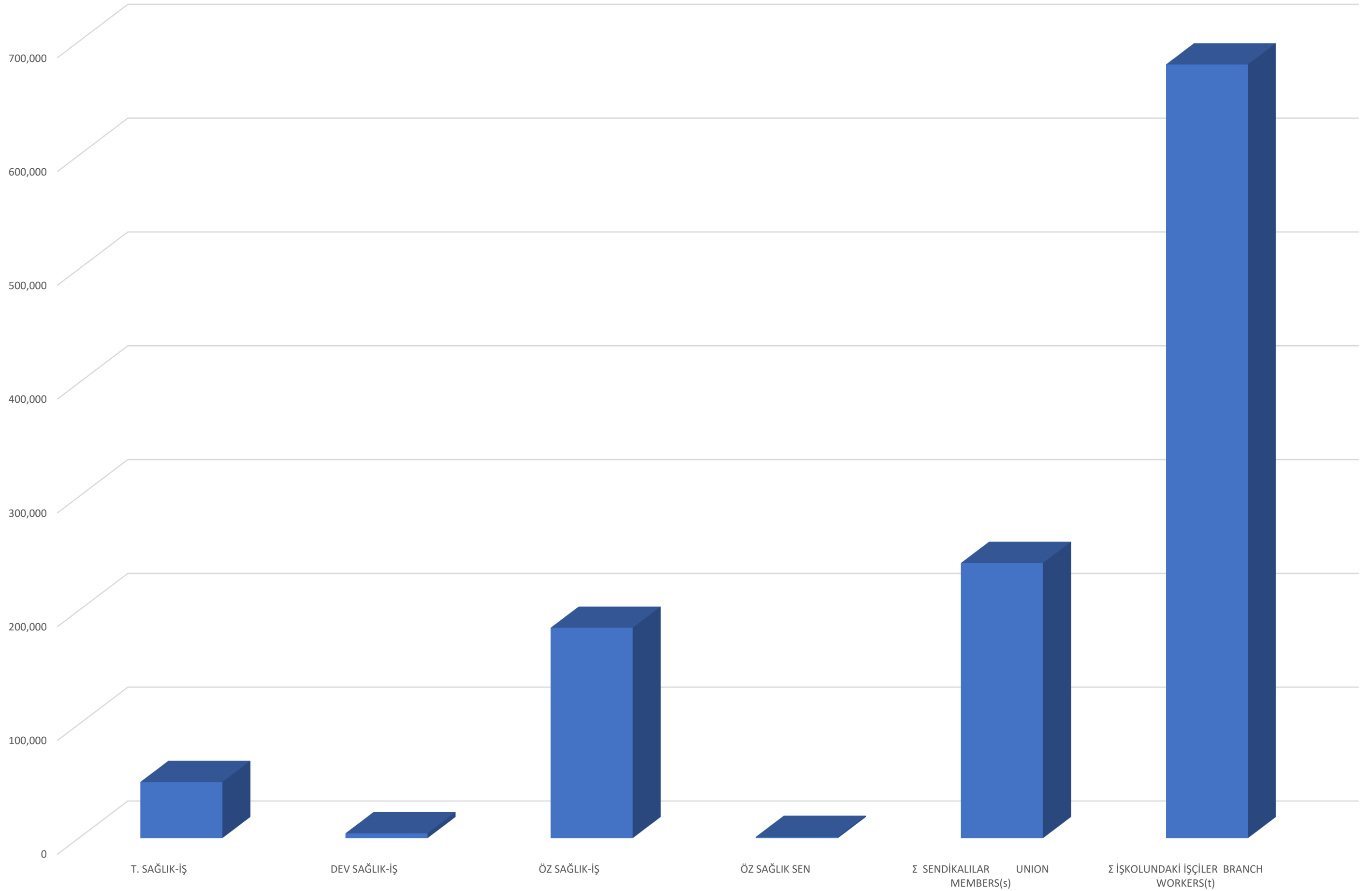


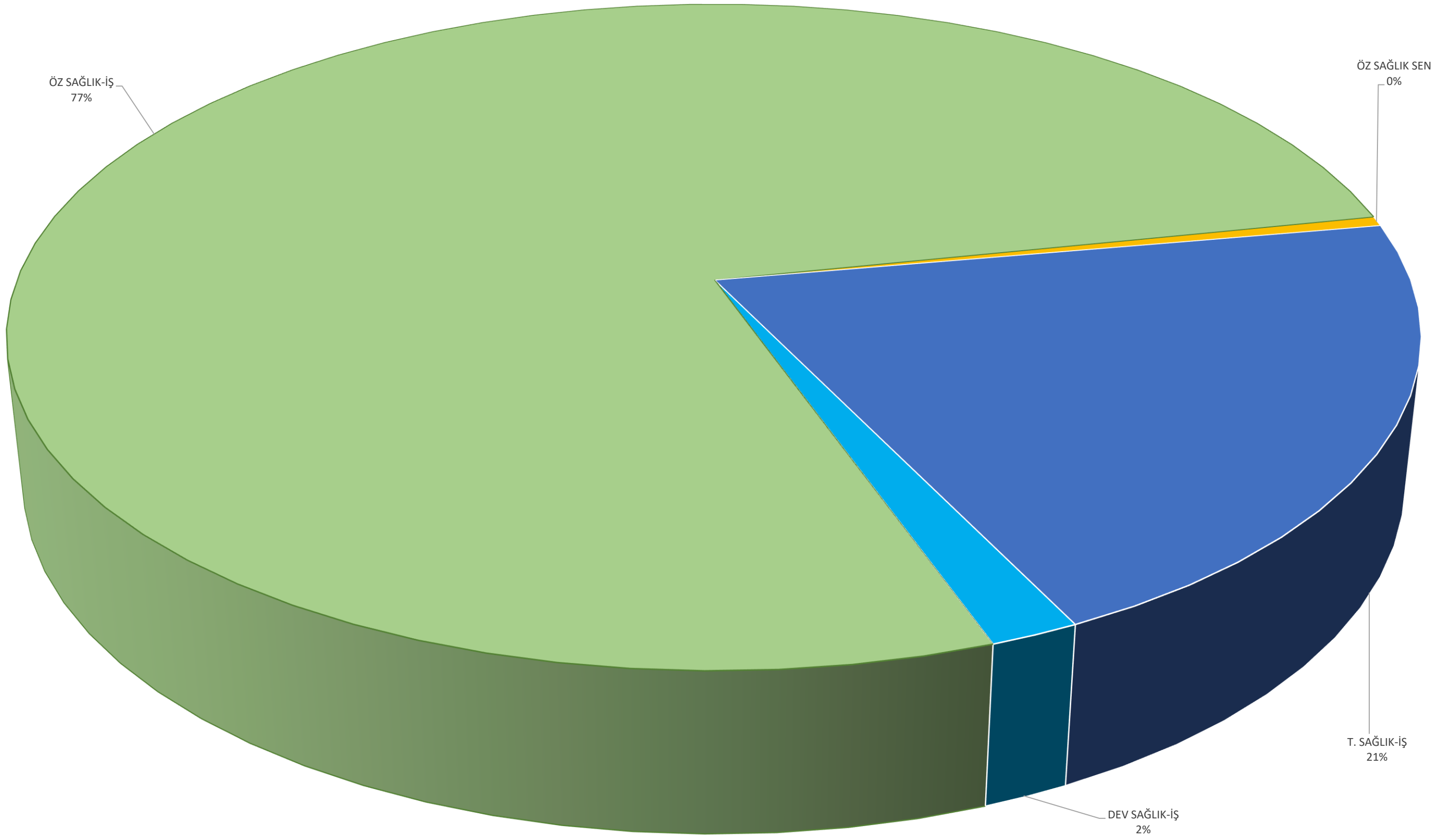
Türkiye'de 6356 sayılı yasaya göre 17 Nolu Sağlık ve Sosyal Hizmetler İşkolunda Çalışan İşçi ve KAYITLI 12 Sendika Üyesi Sayısını, Sendikalı İşçilerin Toplama Oranını Gösterir Tablo
Table showing the workers and members OF THE 12 REGISTERED UNIONS and their ratios in the Health and Social Services Branch (IB17) according to Law #6356 which has been adopted on December 2012.

| İŞKOLU / Branch | SENDİKANIN KISA ADI / Name of the Trade Union | ÜST ÖRGÜT/ AFFILIA | 01.2013 | | 07.2013 | | 01.2014 | | 07.2014 | | 01.2015 | | 07.2015 | | 01.2016 | | 07.2016 | | 01.2017 | | 07.2017 | | 01.2018 | | 07.2018 | | 01.2019 | | 07.2019 | | 01.2020 | | 07.2020 | | 01.2021 | | 07.2021 | | 01.2022 | | |
|---|---|--------------------|---|-------|--|-------|---|-------|--|-------|---|-------|--|-------|---|-------|--|-------|---|-------|--|-------|---|-------|--|-------|---|-------|---|-------|---|-------|--|-------|---|-------|---|-------|---|-------|--|
| | | | ÜYELİK / MEMBERSHIP Ocak / January 2013 (RESMİ GAZETE) 26.01.2013 | s/t % | ÜYELİK / MEMBERSHIP Temmuz / July 2013 (RESMİ GAZETE) 29.07.2013 | s/t % | ÜYELİK / MEMBERSHIP Ocak / January 2014 (RESMİ GAZETE) 29.01.2014 | s/t % | ÜYELİK / MEMBERSHIP Temmuz / July 2014 (RESMİ GAZETE) 25.07.2014 | s/t % | ÜYELİK / MEMBERSHIP Ocak / January 2015 (RESMİ GAZETE) 24.01.2015 | s/t % | ÜYELİK / MEMBERSHIP Temmuz / July 2015 (RESMİ GAZETE) 29.07.2015 | s/t % | ÜYELİK / MEMBERSHIP Ocak / January 2016 (RESMİ GAZETE) 30.01.2016 | s/t % | ÜYELİK / MEMBERSHIP Temmuz / July 2016 (RESMİ GAZETE) 30.07.2016 | s/t % | ÜYELİK / MEMBERSHIP Ocak / January 2017 (RESMİ GAZETE) 29.01.2017 | s/t % | ÜYELİK / MEMBERSHIP Temmuz / July 2017 (RESMİ GAZETE) 27.07.2017 | s/t % | ÜYELİK / MEMBERSHIP Ocak / January 2018 (RESMİ GAZETE) 31.01.2018 | s/t % | ÜYELİK / MEMBERSHIP Temmuz / July 2018 (RESMİ GAZETE) 28.07.2018 | s/t % | ÜYELİK / MEMBERSHIP Ocak / January 2019 (RESMİ GAZETE) 31.01.2019 | s/t % | ÜYELİK / MEMBERSHIP Temmuz / July 2019 (RESMİ GAZETE) 07.2019 | s/t % | ÜYELİK / MEMBERSHIP Ocak / January 2020 (RESMİ GAZETE) 31.01.2020 | s/t % | ÜYELİK / MEMBERSHIP Temmuz / July 2020 (RESMİ GAZETE) 30.07.2020 | s/t % | ÜYELİK / MEMBERSHIP Ocak / January 2021 (RESMİ GAZETE) 31.01.2021 | s/t % | ÜYELİK / MEMBERSHIP Temmuz / July 2021 (RESMİ GAZETE) 07.2021 | s/t % | ÜYELİK / MEMBERSHIP Ocak / January 2022 (RESMİ GAZETE) 28.01.2022 | s/t % | |
| 17 SAĞLIK VE SOSYAL HİZMETLER Health and Social Services | T. SAĞLIK-İŞ | T | 5264 | 187 | 5576 | 199 | 6,163 | 2.21 | 6,546 | 2.38 | 8,598 | 3.01 | 12,330 | 4.02 | 12,990 | 4.20 | 14,505 | 4.53 | 15,762 | 4.84 | 18,181 | 5.19 | 19,171 | 5.01 | 19,095 | 4.70 | 19,318 | 4.56 | 22,945 | 5.15 | 17,506 | 3.74 | 18,638 | 3.63 | 43,051 | 6.59 | 40,933 | 6.14 | 49,311 | 7.26 | |
| | DEV SAĞLIK-İŞ | D | 1234 | 0.44 | 1213 | 0.43 | 1,178 | 0.42 | 619 | 0.23 | 574 | 0.21 | 585 | 0.20 | 561 | 0.19 | 737 | 0.23 | 647 | 0.20 | 594 | 0.17 | 440 | 0.12 | 538 | 0.14 | 535 | 0.13 | 498 | 0.12 | 522 | 0.12 | 612 | 0.12 | 1,179 | 0.19 | 2,906 | 0.44 | 4,238 | 0.63 | |
| | SIHHAT-İŞ | | 656 | 0.23 | 630 | 0.22 | 590 | 0.21 | 569 | 0.21 | 550 | 0.20 | 532 | 0.18 | 510 | 0.17 | 486 | 0.16 | 466 | 0.15 | 447 | 0.13 | 429 | 0.12 | 411 | 0.11 | 384 | 0.10 | 380 | 0.09 | 359 | 0.08 | 351 | 0.07 | 339 | 0.06 | 330 | 0.05 | 318 | 0.05 | |
| | TÜM SAĞLIK-İŞ | | | | | | 0 | 0.00 | | | | | 8 | 0.01 | | | | | | | | | | | | | | | | | | | | | | | | | | | |
| | PAK SAĞLIK İŞ | P | | | | | | | 239 | 0.09 | 382 | 0.14 | 435 | 0.15 | 356 | 0.12 | banned 23.07.2016 | | | | | | | | | | | | | | | | | | | | | | | | |
| | ÖZ SAĞLIK-İŞ | H | | | | | | | 2,807 | 1.02 | 4,699 | 1.65 | 7,078 | 2.31 | 10,712 | 3.46 | 13,440 | 4.20 | 16,256 | 4.99 | 22,006 | 6.28 | 26,492 | 6.93 | 28,548 | 7.03 | 31,226 | 7.37 | 32,074 | 7.20 | 42,097 | 8.99 | 53,749 | 10.46 | 185,370 | 28.37 | 195,936 | 29.39 | 184,845 | 27.19 | |
| | TİG-SEN | | | | | | | | | | | | 9 | 0.01 | 19 | 0.01 | 19 | 0.01 | 19 | 0.01 | 9 | 0.01 | 10 | 0.01 | 5 | 0.01 | 4 | 0.01 | 4 | 0.01 | 2 | 0.01 | 1 | 0.01 | 4 | 0.01 | 2 | 0.01 | 1 | 0.01 | |
| | TSSHS | | | | | | | | | | | | | | | | | | | | | | | 82 | 0.03 | 93 | 0.03 | 148 | 0.04 | 168 | 0.04 | 215 | 0.05 | 283 | 0.05 | 405 | 0.07 | 375 | 0.06 | | |
| | YENİ SAĞLIK-İŞ SEN | | | | | | | | | | | | | | | | | | | | | | | 7 | 0.01 | 5 | 0.01 | 7 | 0.01 | 7 | 0.01 | 7 | 0.01 | 10 | 0.01 | 6 | 0.01 | 6 | 0.01 | | |
| | KAMU SAĞLIK-SEN | | | | | | | | | | | | | | | | | | | | | | | | 7 | 0.01 | 187 | 0.05 | 149 | 0.04 | 166 | 0.04 | 75 | 0.02 | 69 | 0.02 | 81 | 0.02 | | | |
| | ÖZ SAĞLIK SEN | | | | | | | | | | | | | | | | | | | | | | | | | 73 | 0.02 | 364 | 0.08 | 511 | 0.10 | 1,219 | 0.19 | 1,218 | 0.19 | 1,098 | 0.17 | | | | |
| | A.SAĞLIK İŞ | | | | | | | | | | | | | | | | | | | | | | | | | 103 | 0.03 | 175 | 0.04 | 241 | 0.05 | 194 | 0.03 | 211 | 0.04 | 718 | 0.11 | | | | |
| | VATANSEVER SAĞLIK İŞ | | | | | | | | | | | | | | | | | | | | | | | | | 7 | 0.01 | | | | | | | | | | | 0 | 0.00 | | |
| | SHS İŞ | | | | | | | | | | | | | | | | | | | | | | | | | | 12 | 0.01 | 35 | 0.01 | 38 | 0.01 | 87 | 0.02 | 40 | 0.01 | 22 | 0.01 | | | |
| | BİR SAĞLIK-İŞ | | | | | | | | | | | | | | | | | | | | | | | | | | | | | | | | | | | | 283 | 0.05 | 283 | 0.05 | |
| | LİDER SAĞLIK-İŞ | | | | | | | | | | | | | | | | | | | | | | | | | | | | | | | | | | | | 1 | 0.01 | 1 | 0.01 | |
| | EMEK SAĞLIK-İŞ | | | | | | | | | | | | | | | | | | | | | | | | | | | | | | | | | | | | 0 | 0.00 | 0 | 0.00 | |
| Σ SENDİKALILAR UNION MEMBERS(S) | | | 7,154 | | 7,419 | | 7,931 | | 10,780 | | 14,803 | | 20,977 | | 25,148 | | 29,187 | | 33,150 | 10.17 | 41,237 | 11.78 | 46,542 | 12.19 | 48,686 | 11.97 | 51,572 | 12.22 | 56,438 | 12.74 | 61,384 | 13.16 | 74,529 | 14.55 | 231,811 | 35.54 | 242,340 | 36.43 | 241,771 | 35.65 | |
| Σ İŞKOLUNDAKİ İŞÇİLER BRANCH WORKERS(T) | | | 281,196 | | 280,841 | | 278,609 | | 275,940 | | 286,492 | | 306,746 | | 309,828 | | 320,545 | | 326,032 | | 350,445 | | 382,685 | | 406,501 | | 424,081 | | 445,736 | | 468,669 | | 514,059 | | 653,513 | | 666,782 | | 679,828 | | |
| Σ 20 İŞKOLUNDA SENDİKALILAR UNION MEMBERS ALL BRANCHES (S) | | | 1,001,671 | 9.21 | 1,032,166 | 8.88 | 1,096,540 | 9.45 | 1,189,481 | 9.68 | 1,297,464 | 10.65 | 1,429,056 | 11.21 | 1,514,053 | 11.96 | 1,499,870 | 11.50 | 1,546,565 | 12.80 | 1,623,638 | 11.95 | 1,714,397 | 12.38 | 1,802,155 | 12.76 | 1,859,038 | 13.86 | 1,894,170 | 13.76 | 1,917,893 | 13.84 | 1,946,165 | 13.66 | 2,069,476 | 14.40 | 2,123,685 | 14.13 | 2,189,645 | 14.32 | |
| Σ 20 İŞKOLUNDAKİ İŞÇİLER WORKERS IN ALL BRANCHES (T) | | | 10,881,618 | | 11,628,806 | | 11,600,554 | | 12,287,238 | | 12,180,945 | | 12,744,685 | | 12,663,783 | | 13,038,351 | | 12,699,769 | | 13,581,554 | | 13,844,196 | | 14,121,664 | | 13,411,983 | | 13,764,063 | | 13,856,801 | | 14,251,655 | | 14,371,096 | | 15,027,910 | | 15,294,362 | | |
| NOTLAR NOTES: | | | | | | | | | | | | | | | | | | | | | | | | | | | | | | | | | | | | | | | | | |

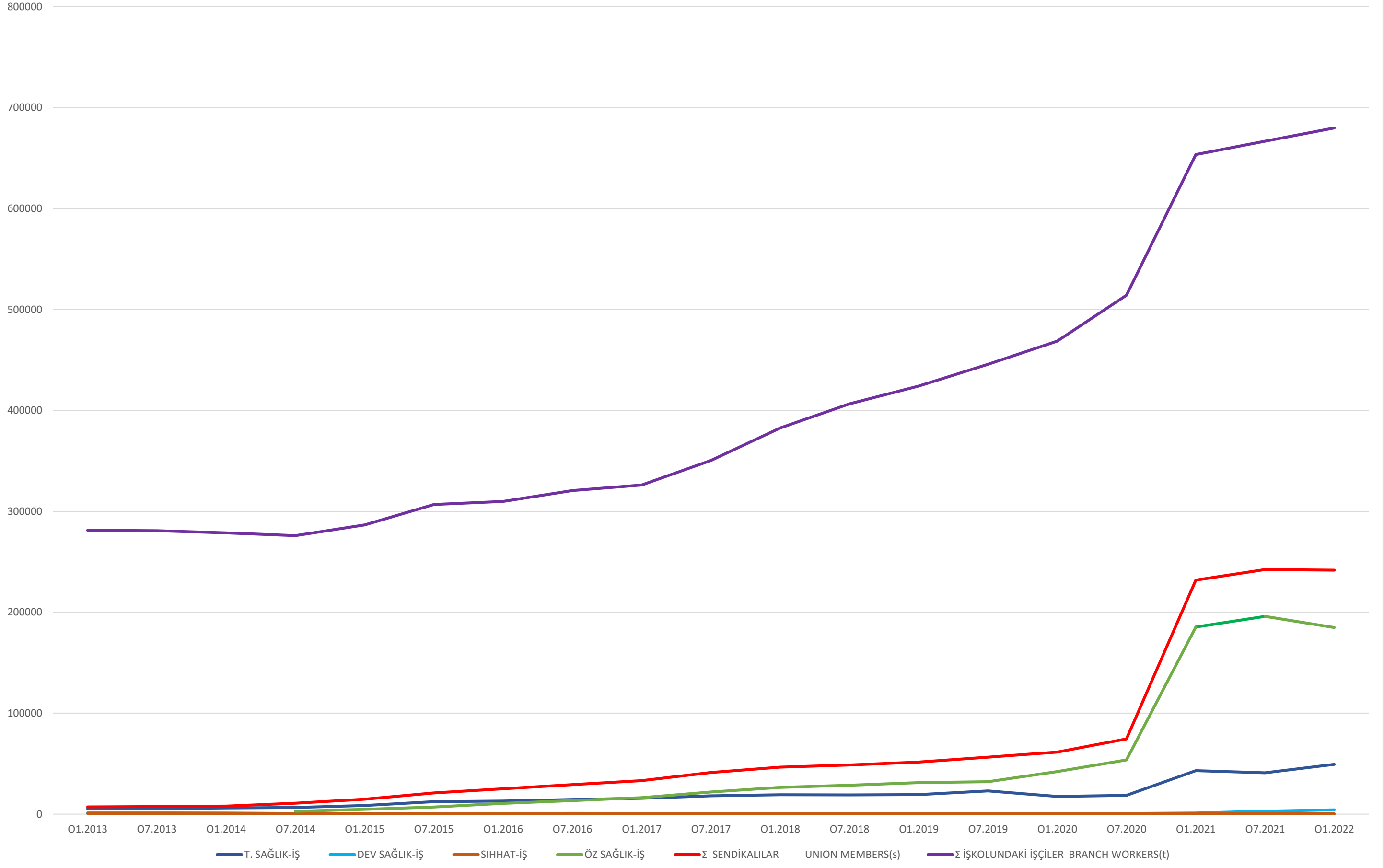
17 nolu Sağlık ve Sosyal Hizmetler İşkolunda İşçi, Sendikalı Sayısı ve Sendikal Üyelik - Ocak 2022



17 nolu Sağlık ve Sosyal Hizmetler İşkolunda Sendikacıların Sendikalara Göre Dağılımı (%) - Ocak 2022



17 nolu Sağlık ve Sosyal Hizmetler İşkolunda İşçi, Sendikalı Sayısının ve Sendikal Üyeliğın Gelişimi Ocak 2013 - Ocak 2022



17 nolu Sağlık ve Sosyal Hizmetler İşkolunda 4 Sendikada Üyeliğin Gelişimi Ocak 2013 - Ocak 2022

